

JULY UPCOMING EVENTS

NO TRAINING

3 - Fireworks at the DCFG

5,6,7 - NIU Dog Show

23 - World Dolphin Day

Aug 5 - Training Resumes

BARKS



Need ice cream.



UCH URO3 Brutus, BN, RE, TD, CGC (1/18/07 - 5/28/19)



PRESIDENT'S REPORT by Jim Clarke

HAPPY JULY, EVERYONE! July is a time for Americans to celebrate the birth of our wonderful nation. GABOC members celebrate because we are relaxing and enjoying the freedom from dog training--at least for one month. Other than Early Training, all regular classes will resume **August 5.**

Looking forward to August, are you? Well, you should be because it's going to be busy. Here's your chance at a one-time offer. **Director of Training, Liz Hixon** is offering everyone a rare opportunity. She is very excited to introduce an informational seminar called **DRAFT AND CART.** Draft and Cart will be held the four Mondays in August, in the Utility ring at 6:00 p.m., beginning August 5. Items covered will be resources, driving, drafting, procedure, and trouble shooting. Over the course of the month, there will be three guest speakers, Debbie Fields, Marianne Nobel, and John Jackman. If you attend with your dog, the cost of the four-week seminar is \$100. Or, if you would prefer to audit the class (without your dog), the cost is \$40. Since pre-registration is required, contact our Registrar, Chuck Holtzen to sign up: by phone at 630-293-7870 or by email at gabocregistrar@gmail.com.



RALLY CHANGE FOR THE MONTH OF AUGUST ONLY--Over the four Mondays in August, you are welcome to join Marytherese Marosits in the 7:30 Rally ring and learn how to navigate the 42 Rally Novice signs. Then, at 8:15, there will be regular run throughs with the Advanced and Excellent signs. For more information, contact Marytherese Marosits or Liz Hixon.


PERMANENT CHANGE TO 8:15 UTILITY BEGINS AUGUST 5--Are you and your dog ready to learn Utility exercises? The 8:15 UD class will no longer be 10-minute run throughs. Actual instruction will take place. For details, contact Liz Hixon.

PLEASE DON'T KILL THE MESSENGER:

New Instruction-fee structure will begin August 5. At the April General Membership meeting, the decision was made to increase instructional fees beginning August 5:

- 8-week Puppy Class - \$110
- 10-week Beginner Class - \$125
- If a Beginner has moved up from the Puppy Class, a \$10 discount would be applied and the cost would be \$115.
- Manners Class - \$100
- Member drop-in - \$7.00
- Non-member drop-in - \$8.00
- The \$2.00 Senior Discount will remain in effect
- Early Rally Training:
 - \$5.00 - Member
 - \$6.00- Non-member
 - No senior discount for Early Training

HAVE A GREAT JULY, EVERYONE!





UTILITY



STARTING AUGUST 5TH

The 8:15 Utility Class will now be a training class preparing you and your dog for competition.

The Instructor will cover ALL UTILITY exercises. Utility Run Throughs will still be offered by request.



ShowEntries.info

QuickReference Guide to Classes and Exercises Effective May 1, 2018

Obedience Utility-level

Class Type	Utility Regular	Preferred Utility	Graduate Open Optional Title	Versatility Optional Title
Class Levels	A,B	--	--	--
Title Earned	UD	PUTD	GO	VER
Notes	CDX is a Pre-requisite; in B class order varies	Restrictions for entering this class. Order varies as in Utility.		Exercises vary. 2 novice, 2 open, and 2 utility in 12 different combinations. Novice exercises cannot include the group sit / down exercise.
Signal Exercise	Signals only	Signals only	May also give commands	
Scent Article 1	4 each of any two types (wood, leather, metal) + 1 to find	4 each of any two types (wood, leather, metal) + 1 to find	2 each of any two types (wood, leather, metal) choose 1 to find	
Scent Article 2	4 each of two types (wood, leather, metal) + 1 to find	4 each of two types (wood, leather, metal) + 1 to find	--	
Directed Retrieve	3 gloves	3 gloves	No center glove	
Moving Stand & Exam	no pause	no pause	may pause	
Directed Jumping	2 times, with go out	2 times; 1/2 jump height	Once without go out beforehand	
Go Out	--		yes	

Wild Card Classes:

Same exercises as obedience regular classes (Novice, Open A, Utility A). Jump height is 1/2 as in Preferred classes. Handler may choose one exercise for a perfect score.

Remembering Brutus



Sadly, but with a grateful heart I said goodbye to my Brutus Tuesday. He was diagnosed with Spondylosis late in December 2017. This was just over a year after I lost Rommel to the same thing. Nineteen days after he miss-stepped Rommel could no longer walk. I told God I wasn't ready to lose Brutus. I needed more time. He gave just over 16 months. It wasn't easy, but it sure was worth it. Quality of life was always the goal. In the beginning I would say "He has good days & bad days. As long as his good days out weigh his bad, he's not in pain and he is happy I will ride this with him. I owed him that and Happy he was. Every morning as he stepped outside I would thank God. Sometimes he would forget his back legs didn't work good. He would grab a tennis ball on his way out the door (quicker than I could grab his "Help'em Up Harness") and he would tumble off the stoop. He would get right back up like nothing happened while I felt guilty. He walked and at times tried to run like a drunk'n sailor. People would look at him and God only knows what they thought. Sometimes they would express sympathy for him and disdain for me. (Why would you put him through that?) Most of the time he was oblivious to the fact there was anything wrong with him. Those of you who have seen him in the last year plus know exactly what I am talking about. He didn't want sympathy, but a tennis ball and maybe a few extra snacks.

Brutus was larger than life. He was smart, friendly, outgoing and gentle. He was also a 86 lbs. "Mama's Boy". When my Grandmother fell and went to rehab in November of 2012 I brought him up to Hayward on my trip to visit Grandma so he wouldn't drive my mother crazy. I was walking him outside the hospital and a nurse asked me if I was bringing him in, "everyone does". We went every day for 8 days. Brutus was a Rock Star!!! Oh my goodness I was so proud of him. Only a few residence didn't want to touch him. One lady in a wheelchair wanted to him to be close, but no touching until the last day! The joy he brought these people was so damn cool and again made me proud! When Grandma moved to assisted living Brutus walked in like he owned the place. He made the staff and the residence smile and laugh. Yes he had them all wrapped around his paw.



Brutus & I tried a little of everything, Agility, Conformation, Obedience, Rally & Tracking. Life got in the way of finishing and succeeding. He is the 2nd Labrador Retriever in the country to earn a UKC Rally title. He was 2nd to his brother Rommel on the 2nd day of UKC Rally. The day he earned his TD (Tracking Dog) his end article disappeared :-O. Never a dull moment with Brutus. Rookie and I will go on a little slower for a bit. There is a BIG hole where Brutus used to be.

This last 16 months didn't happen without Team Brutus. There are no word to properly express my gratitude and love for all the members of Team Brutus. Dr. [Barbara Fuglsang](#), Dr. [Dena Jersild](#), Dr. [Rosemary LoGiudice](#), [Barb Scalise](#), [Allison Brudney](#), [Anna Gillespie Alberth](#), the staff at IVRSM who treated my Boy like royalty every Wednesday as they rolled out a blue mat all the way to the exam room when he went for laser so he wouldn't slip on the tile and Dr. Jeremy Buishas who was there when Baby B was a puppy and there when he crossed the Rainbow Bridge.

Last but certainly not least my Mother aka Grandma. I work a lot of hours and Mom always stepped up when Brutus needed some extra help and I wasn't there. Thank ALL of YOU from the bottom of my heart.

Thank you Superman for everything you gave me. My life will never be the same.

UCH URO3 Brutus, BN, RE, TD, CGC (1/18/07 - 5/28/19)



THE ROAD TO MY
♥ HEART
IS PAVED WITH
paw prints

WELCOME NEW MEMBERS



Sherri Maguire
Leonberger
Eli
Glendale Heights

Mike Donovan
Lab
Willow
West Dundee

Barb Clish
Mary Keeffe
Lab
Dolly
Elmhurst



On behalf of GABOC, we would like to extend our warmest welcome. Our club has numerous training levels and many fun events for you, your dog and yor whole family to attend. We have many helpful and friendly members who are willing to assist you.



July Fourth Word Search



ADAMS
AMERICA
BARBECUE
COLONIES
CONGRESS
DECLARATION
EQUALITY
FIREWORKS

FOURTH
FREEDOM
HOTDOGS
INDEPENDENCE
JEFFERSON
JULY
LIBERTY

NATION
PARADE
REVOLUTION
RIGHTS
STATES
THIRTEEN
UNITED

A close-up photograph of several triangular slices of watermelon. The slices are arranged in a way that they overlap, showing the bright red flesh, dark seeds, and the green rind. The lighting is bright, making the colors appear vibrant.

**Our Annual Summer Picnic was a
HUGE Success!**
**Thank you to everyone for all the tasty
food you shared.**
**Special THANKS goes out to
John Jackman and Frances Soresi
for their GREAT GRILL WORK!**



Glenbard All Breed Obedience Club, Inc.

AKC Rally Tip Sheet #3 (published May 2019)

AKC Rally Intermediate and Advanced Signs #101 through #123

Congratulations! You and your dog entered at least three Novice level classes with at least two different judges, and you earned three qualifying scores of at least 70 points out of a possible 100 points. Your dog has now earned the AKC Rally Novice (RN) title, and the AKC will send you a title certificate to mark this wonderful event.

The next higher-level classes are Intermediate and Advanced, and they have new signs with more challenging exercises. After you have your RN title, you may choose which of these two classes you are ready to enter, and you may also choose to enter both classes. In the Intermediate class, all exercises are performed on-leash, and no jump is required; this class is designed for people who want to perform the harder exercises, but prefer to continue working with their dogs on leashes for a time. In the Advanced class, all exercises are performed off-leash, and one jump is required.

The Intermediate class is optional, so you do not need to earn the AKC Rally Intermediate (RI) title. YOU DO NEED to earn the AKC Rally Advanced (RA) title before you may enter the next higher-level class of Rally Excellent. In both of the Intermediate and Advanced classes, you must earn three qualifying scores in that class under at least two different judges, to earn the RI title (if you choose to earn that title) and/or the RA title.

Both courses will have 12 to 17 signs (plus the Start and Finish signs), with a minimum of three Advanced level signs, and the Advanced course will also have the jump exercise. The non-Advanced signs on the courses will be from the Novice level, so hang on to your Tip Sheet #2 about the Novice signs.

The Intermediate class is not divided into A and B classes. But the Advanced class is divided into Advanced A and Advanced B. Everyone can enter Advanced B, but only certain persons and certain dogs are eligible to enter Advanced A. The AKC Rally Regulations describe the eligibility requirements for Advanced A in Chapter 3, Section 8. If you enter Advanced A without meeting those requirements, the AKC will void all of your qualifying scores and any title from that class, and you must start over to earn the RA title in the Advanced B class.

You may still use multiple words (commands and praise, but no harsh words) and multiple signals during the course. And you are still allowed to clap your hands and pat your legs in the Intermediate and Advanced classes, but clapping and patting will not be allowed in the Excellent and Masters classes.

There are 23 new signs to learn and practice for the Advanced class, but only 22 new signs for the Intermediate class with the removal of the jump requirement. Again, it is very important to read the entire written description for each sign as contained in the AKC Rally Regulations. Pay particular attention to the language that is **underlined and in bold-face type**, because that language indicates a principal part of the exercise that must be performed correctly in order to not lose 10 points for that sign.

Heeling-Related Signs

Heeling: The sign for 2 Side Steps Right – Forward (#123) is similar to Novice sign #20 for Moving Side Step Right, but now you and your dog do two side steps instead of one side step. And it is still very important that your dog **MUST MOVE WITH YOU**.

Halts and Heeling:

Halt – Side Step Right – Halt (#109). You halt/dog sits, then you BOTH move one step directly to the right **TOGETHER**, then you halt/dog sits.

Halt – Leave 2 Steps – Call to Heel – Forward (#118). You halt/dog sits. Your dog stays sitting while you take two steps forward and you **PAUSE**. The word “pause” is not on the sign but it is still required, so it is up to you to **REMEMBER TO PAUSE**. After the pause, you take two actions at the same time – (1) you begin to walk forward **AND** (2) you command your dog to heel. The judge needs to see your dog speeding up noticeably to return to heel position.

Heeling with Cones: The sign for Offset Figure 8 (#108) is similar to Novice sign #32 for Figure 8 – No Distractions. This Figure 8 includes distractions in the form of dog-safe toys and/or dog treats in securely covered containers, placed to the sides of the Figure 8 pattern. You and your dog heel around the cones in the Figure 8 pattern, and your dog must **NOT** disturb the distractions. If your dog picks up a distraction, you should take the toy or container out of his mouth and put it down. If your dog picks up the toy and zooms around the ring with it, do your best to call him back to you so that you can take the toy from him, put the toy down, and continue the course. You will probably lose 10 points here because your dog disturbed the distraction, but if you can recover the toy and get your dog back to work, you might still have a chance to qualify. One day you will look back and laugh about this.



Signs with Turns – These signs involve a “change in direction,” where you continue forward in a different direction than before the turn.

Right Turns:

Halt – Turn Right One Step – Call to Heel – Halt (#104). You halt/dog sits. Your dog stays sitting while you turn and take one step right, then you halt. You then call your dog to heel. Your dog comes to heel position and sits.

Halt – 90 Degree Pivot Right – Halt (#106). You halt/dog sits. You both PIVOT 90 degrees to the right TOGETHER and your dog sits in heel position.

The term “Pivot” is defined in the Rally Regulations as a turn in place TOGETHER. In other words, when you pivot, you are turning in the circle you occupied before you started the turn. You can think of it as standing on a plate, and staying on the plate while you and your dog pivot. And it is VERY IMPORTANT for you and your dog to pivot TOGETHER for ALL signs with the word “pivot”!

Halt – Pivot Right – Forward (#116). This sign is similar to the above sign, except that, after the pivot, you and your dog move forward instead of halting/sitting.

Right Turn – Dog Circles Right – Forward (#119). You turn right and command your dog to circle around you to the right. Your dog returns to heel position and you and your dog move forward. You may pause as needed. Please don’t trip over your dog.

Left Turns:

Halt – 90 Degree Pivot Left – Halt (#107). You halt/dog sits. You both PIVOT 90 degrees to the left TOGETHER and your dog sits in heel position.

Halt – Pivot Left – Forward (#117). This sign is similar to the above sign, except that, after the pivot, you and your dog move forward instead of halting/sitting.

Left Turn – Dog Circles Left – Forward (#120). You turn left and command your dog to circle around you to the left. Your dog returns to heel position and you and your dog move forward. You may pause as needed. Please don’t trip over your dog.

About Turns:

Halt – About Turn Right – Forward (#101). You halt/dog sits. You both turn 180 degrees to the right and heel forward.

Halt – About “U” Turn – Forward (#102). You halt/dog sits. You both turn 180 degrees to the left and heel forward.

Halt – 180 Degree Pivot Right – Halt (#112). You halt/dog sits. You both PIVOT 180 degrees to the right TOGETHER and your dog sits in heel position.

Halt – 180 Degree Pivot Left – Halt (#113). You halt/dog sits. You both PIVOT 180 degrees to the left TOGETHER and your dog sits in heel position.

Call Fronts – These signs are similar to the Novice signs #15 and #16, except that for these Advanced signs you halt and your dog sits in heel position before you call him to front, and you may not take steps backward to help your dog come to your front.

Halt – Call Front – Finish Right (#110). You halt/dog sits. You do not move your feet when your dog comes to front. Your dog finishes to the right and sits in heel position. Total of 3 sits.

Halt – Call Front – Finish Left (#111). You halt/dog sits. You do not move your feet when your dog comes to front. Your dog finishes to the left and sits in heel position. Total of 3 sits.

These signs are also similar to the Novice signs #13 and #14, for a total of 6 similar “Call Front” signs. When you see a “Call Front” sign on ANY course, be sure to identify the sign correctly as a Novice sign or an Advanced sign. It helps if you stop near the sign so that you can read it while doing this exercise.

Handler Steps in Front – You halt/dog sits, and then your dog stays sitting while you step in front of your dog. You should be fairly close to your dog while you are in front of him. You do not move your feet when you command your dog to finish. Your dog will not sit after the finish; instead, you will move forward as soon as your dog clears your path.

Halt – Step in Front – Finish Right – Forward (#121).

Halt – Step in Front – Finish Left – Forward (#122).

Position Signs

Halt – Stand – Walk Around (#105). You halt/dog sits. You command your dog to stand, and you may move forward with your dog to stand him. You are allowed to touch your dog to stand him at the Intermediate/Advanced level, but not when this sign is used at the Excellent or Masters class. Your dog stays in a stand while you walk around behind him and return to heel position, THEN YOU PAUSE before you move forward. **REMEMBER THE PAUSE!**

Halt – Down – Sit (#114). You halt/dog sits. Your dog must down, then sit.

Halt – Stand (#115). You halt/dog sits. You command your dog to stand, and you may move forward with your dog to stand him. You are allowed to touch your dog to stand him at the Intermediate/Advanced level, but not when this sign is used at the Excellent/Masters class.

Your dog should stay in heel position for all of these position changes.



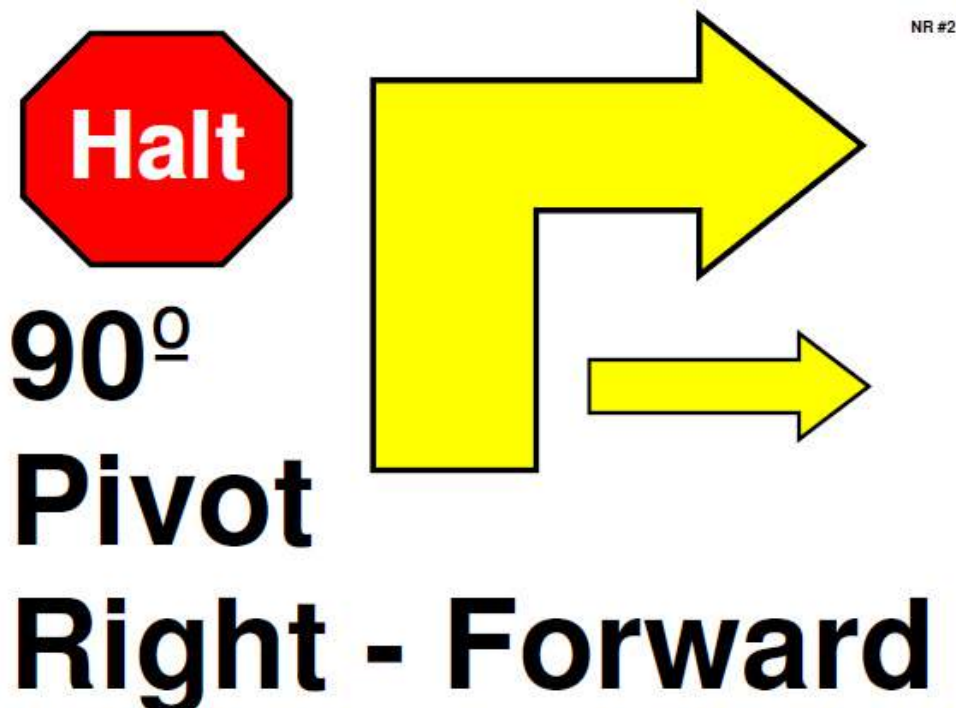
Jump Sign – **Send Over Jump – Handler Passes By (#103)**. You and your dog approach the jump, and you command your dog to jump. Your dog **MUST** clear the jump on the first attempt in the proper direction without stopping, while you pass by the jump without stopping, and then your dog returns to heel position. **Important Notes:**

- You may NOT repeat this exercise if your dog fails the jump on the first attempt.
- The jump may be a high jump, a bar jump or a broad jump.
- High and bar jump heights: 4 inches if dog is less than 10 inches high at the withers
 8 inches if dog is 10 inches to less than 15 inches high at the withers
 12 inches if dog is 15 inches to less than 20 inches high at the withers
 16 inches if dog is 20 inches and over high at the withers
- Broad jump width is twice the height of the high and bar jumps.

GLOBAL RULES TO MEMORIZE FOR ALL CLASSES:

- Whenever you “walk around your dog” or “return to your dog” at a sign, **YOU MUST PAUSE** before continuing with the course, even though the word “pause” is not included on the sign.
- Also remember the “pause” in the **Halt – Leave 2 Steps – Call to Heel – Forward (#118)** exercise, where **YOU PAUSE** before calling your dog to heel after you have taken two steps in front of him.
- **You and your dog MUST PIVOT TOGETHER for all signs with the word “pivot!”**
- **You and your dog MUST MOVE TOGETHER when doing side steps!**
- Your dog’s leash should **ALWAYS** be loose, or you might lose points for a tight lead.
- **BE COURTEOUS TO ALL.** This is a sport we do with our dogs for fun!

GABOC offers AKC Rally run-throughs on most Mondays at 2:00 p.m. and 7:30 p.m. GABOC also offers an AKC S.T.A.R. Puppy class, a CGC/Beginner class and other obedience classes, and a conformation class on most Monday evenings, all as listed on the GABOC website (www.gaboc.org). You are welcome to join GABOC’s obedience classes as part of your developing and improving your Rally skills. All of these activities are held at the DuPage County Fairgrounds in Wheaton, Illinois. The website contains more information about the schedule and classes. GABOC would love to have you join us there!



July 4th PET SAFETY TIPS

BROUGHT TO YOU BY



DVMmultimedia™
DYNAMIC VETERINARY MARKETING

www.DVMMultimedia.com



DON'T FREAK OUT

Fireworks explosions are loud and frightening to pets. Keep them secured in a quiet room during the displays.



TAKE A CHILL PILL

Some pets need help to ease the stress of fireworks. Talk to your vet about products and medications that can help.



PARTY ANIMAL

BBQs and gatherings are fun for us, but pose problems for pets. Keep alcohol and foods out of paw's reach.




STAY COOL

It can get hot outside and the festivities can be distracting. Make sure your pet has plenty of water and shade.



MICROCHIP

More pets get lost on 7/4 than any other day of the year. Microchip your pet and avoid the stress of a lost pet.



WHO DOES WHAT...

PRESIDENT

Jim Clarke

VICE PRESIDENT

Laura Setar

SECRETARY

Joyce Clarke

TREASURER

Donna Eichman

DIRECTOR OF TRAINING

Liz Hixon

BOARD OF DIRECTORS

Sheila Gardner 21

Karen Heitz 19

Mary Terese Marosits 19

Bob Melka 21

Bette McMillan 20

INSTRUCTORS

Darlene Barnard

Peggy Covey

Sheila Gardner

Paul Gigous

Donna Hartwig

Bette McMillan

Sue Hiller

Liz Hixon

Chuck Holtzen

John Jackman

Joan Mazat

Mary Terese Marosits

Cheri Nicholas

Paul Perkins

Debbie Sazma

Karen Schilpf

Laura Setar

Mary Simpson

Francis Soresi

Sandi Stephenson

Tom Stephenson

Joanie Wisniewski

TRIAL CHAIRPERSON

Donna Eichman

AGILITY TRIAL

CHAIRPERSON

Bette McMillan

MATCH CHAIRPERSONS

Joan Mazat

Cheri Nicholas

RAFFLE CHAIRPERSON

Open Position

MATCH SECRETARY

Laura Setar

TRIAL HOSPITALITY

Open Position

CHIEF TRIAL STEWARDS

Joyce Clarke

Bette McMillan

TRIAL RING SET UP

Dean Nicholas

BARKS HEALTH CARE

Open Position

BARKS PRINTING/MAILING

Candy Ellis

CLASS REGISTRAR

Chuck Holtzen

TABLE WORKERS

Pat Berger

Kathy Bianchetti

Donna Eichman

Ray Heitz

Debra Wendt

James Wendt

RING SET UP

Dean Nicholas

TRACKING COORDINATOR

Darlene Barnard

John Barnard

THERAPY DOG COORDINATOR

Kathy Bianchetti

PUBLICITY CHAIRPERSONS

Kathy Bianchetti

Pat Senne

WEB MASTER

Jim Clarke

BARKS EDITOR

Cheri Nicholas

CLASS SCHEDULE

5:15 PUPPY CLASS

TBD

6:00 MANNERS CLASS

May 20 - June 24

6:45 BEGINNER CLASS

Apr 15 - Jun 24

7:30 PUPPY CLASS

Apr 8 - Jun 3

EARLY TRAINING

2P - Rally Run Thrus

Independent

3:00 - 5:00 P

RALLY RUN THRUS

Starts at 7:30 PM

CONFORMATION

Starts at 8:15 PM

UTILITY RING GUIDELINES

Starts at 8:15 PM

10 minute ring time limit

Dog must have a CDX, if not, must be able to do a Utility run thru

Utility slots are for run thrus, not a teaching class

Handlers may return to the ring on their own after everyone else is finished to work on problem areas as long as the building is open with other classes

RUN DOG RUN

Bette McMillan's Ace



Ace became a second time Master Agility Champion (MACH2) at the Smack Dab Agility Trial on May 26. Obtaining an agility MACH requires earning 20 double Q's and a total of 750 points. He happily achieved this barking all the way!




TRACKING 2019

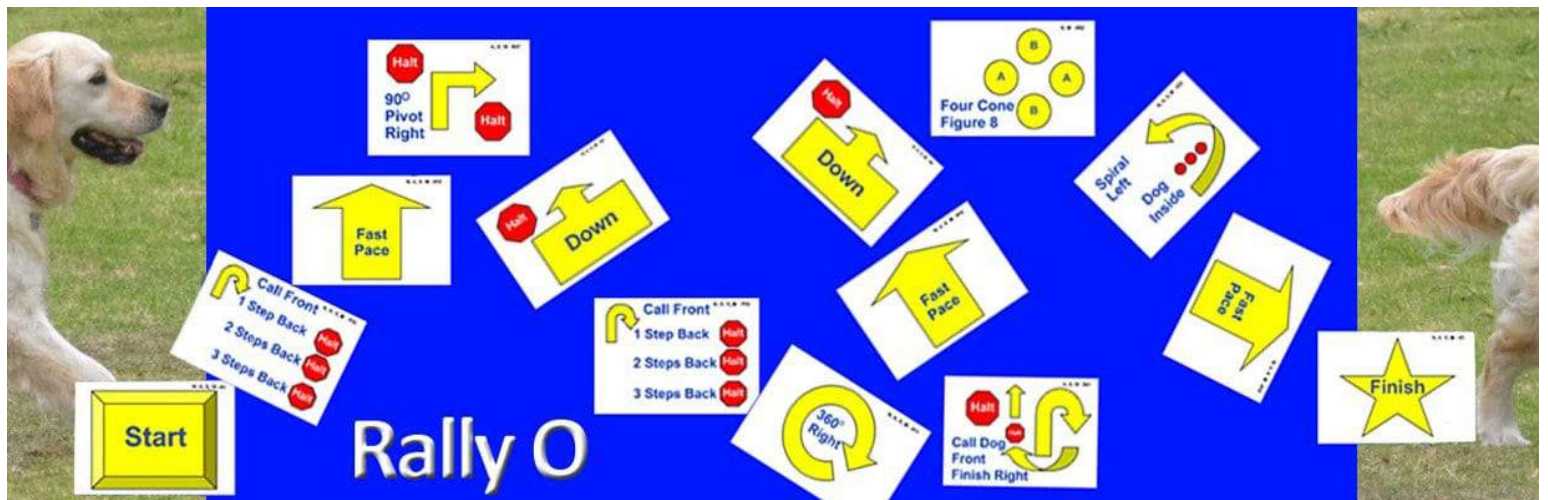
June 8, 2019
Night VST test
Test Secretary
Heather Royhl
630-333-8399
bigdogsonly73@yahoo.com



September 29, 2019
VST test
Test Secretary
Lisa Foltz
708-645-1216
avantidogs@comcast.net

October 27, 2019
TD/TDX/VST
Test Secretary
Andy Ansenberger
630-508-8103
andy@ansenberger.com





DATES TO REMEMBER

BEGINNER CLASSES

6P

AUG 5 - OCT 14

SUPER MATCH

NOVEMBER 1

GABOC OBEDIENCE TRIAL

NOVEMBER 2 & 3

BEGINNER CLASSES

6:45

APR 15 - JUN 24

CORRECTION MATCHES

APRIL 2

MAY 7

SEPTEMBER 10

OCTOBER 1

PUPPY CLASSES

5:15P

TBD

7:30P

APR 8 - JUN 3

AGILITY TRIAL DATES

JAN 26 & 27

JUNE 1 & 2

OCT

NO TRAINING 2019

MAY 27

ENTIRE MONTH OF JULY

SEPTEMBER 2

NOVEMBER 4

DECEMBER 23

DECEMBER 30

TRACKING TEST

JUN 8 - NIGHT VST

SEP 29 - VST

OCT 27 - TD/TDX/VST

SUBMISSIONS FOR BARKS
DUE BY THE 25TH

2019

SUMMER WORD SCRAMBLE

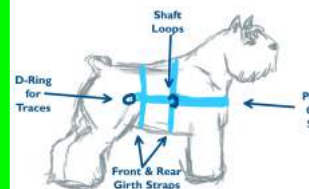


1. EALCSSTDNA _____
2. PAICGMN _____
3. ELVATR _____
4. OAANICVT _____
5. UYJL _____
6. SOSTHR _____
7. ESNNCRESU _____
8. MSWI _____
9. UTASGU _____
10. HTO _____
11. PYLA _____
12. CMERICEA _____
13. FNA _____
14. ALDSASN _____
15. BECAH _____
16. TMSIWSUI _____
17. EJNU _____
18. OLOP _____
19. IBNIKI _____
20. NSU _____



DRAFT AND CART

FOR COMPETITION, WORK AND FUN



WE WILL HAVE
GUEST SPEAKERS
AND
A JUDGE'S
PERSPECTIVE

EVERY MONDAY IN AUGUST AT 6 PM

limited number of work and audit spaces available



PRE-REGISTRATION REQUIRED

Contact our Registrar, Chuck Holtzen to
sign up

by Phone at (630)293-7870
or by Email at gabocregistrar@gmail.com

WE WILL COVER

Equipment,
Resources, Driving,
Drafting, Safety,
Methods, Procedure,
Trouble Shooting

MENTORING

PRACTICE



COST
WORK \$100
AUDIT \$40



GLENBARD ALL BREED OBEDIENCE CLUB
DROP-IN TRAINING FEES (As of August 5, 2019)
(Seniors ((55 & over)) receive \$2.00 discount on entire night's training)

OBEDIENCE

Ring 2

Novice I - 6:00 - 6:45
Open I - 6:45 - 7:30

Ring 3

Novice II - 6:45 - 7:30
Open II - 7:30 - 8:15
Utility Class - 8:15 - 9:00

MEMBER

First Dog	\$7.00
Additional Dog(s) - same handler	\$2.00 each

NON-MEMBER

First Dog	\$8.00
Additional Dog(s) - same handler	\$3.00 each

RALLY - 7:30 - 9:00 - Ring 2

ONLY PAID Rally run-throughs may be posted

MEMBER

First Dog (single run through)	\$5.00
Additional Dog(s)/Run through(s) same handler	\$2.00 each

NON-MEMBER

First Dog (single run through)	\$6.00
Additional Dog(s)/Run through(s) same handler	\$3.00 each

CONFORMATION - 8:15 - 9:00 - Ring 1

MEMBER

First Dog	\$6.00
Up to 2 additional dogs - same handler	N/C

NON-MEMBER

First Dog	\$7.00
Up to 2 additional dogs - same handler	N/C

EARLY TRAINING (No Senior Discounts)

RALLY - 2:00 - 3:00 (2 Run throughs)

MEMBER	\$5.00
---------------	--------

NON-MEMBER	\$6.00
-------------------	--------

OBEDIENCE - 3:00 - 5:00

MEMBER

First Dog	\$5.00
Additional Dog - same handler	\$2.00

NON-MEMBER

First Dog	\$10.00
Additional Dog - same handler	\$5.00

Congratulations



Thank you
Vickie Prescott
for your amazing
woodworking
craftsmanship in making
the VST trophies!

Special thanks to everyone who helped make
the GABOC tracking event a success!

Darlene Barnard, Chairman
Linda Baschnagel, Judge
John Barnard
Andy Ansenberger
Amy Rodgers
Heather Royhl
Marcia Royhl
Lisa Foltz
Dan Harrington
Karen Schlipf
Vickie Prescott
Raymond Heitz
Karen Heitz



VST



Gina's dog Crockett, earned the Variable Surface Tracking Title (VST) and is on his way to becoming a Champion Tracker (CT)

Eight dogs competed for their titles; only one qualified. Trackers represented various parts of the country.... even New Orleans, LA!

Name: Crockett, Party of One. Call Name: Crockett
Date: June 8 in Dekalb, IL

Judge: Linda from Smithville, MO
Handler: Gina
Tracking Director: Darlene





GRADUATION



Congratulations Graduates!

INTRODUCING GABOC'S

NEW

MENTORING OPPORTUNITY

**BIG DOG -
MENTORS**



**LITTLE DOG
-MENTEES**

Didn't we all have someone who
inspired, coached, tutored,
advised and guided us?

Let's help the next generation.

Volunteer to be a Mentor!

Join us for a July group outing/
mentorship opportunity to the Dog
Show at Northern Illinois University
on July 5th, 6th or 7th.

GET ON THE LIST!

Contact Cheri at
cherindean@gmail.com

**Contact Liz Hixon at
rotn1xena@hotmail.com
if you are interested.**

Cheerleader
Coach
Teacher
Listener
Role Model
Goal Setter
Tutor
Advocate
Trusted Friend
Guide
Encourager

Mentoring is a brain to
pick, an ear to listen,
and a push in the right
direction.

QUOTEHD.COM

John Crosby

Pet Safety on July 4th

Fireworks aren't fun for pets.

Keep your pet safe through July 4th celebrations with these simple tips:

- 1.** Don't take your pet along to fireworks displays, they'll be more safe and happy in the security of their home.
- 2.** Prepare a safe "den" for your pet. If they choose to hide under the bed or somewhere else in the house, allow them to.
- 3.** Feed your pet before displays begin and keep a special chew or treat on hand as a distraction from flashes and noise.
- 4.** Be sure your dog is tagged or micro chipped in case he or she gets loose or runs away.
- 5.** Turn on the TV or play music to help drown out outside noises.
- 6.** Employ products that help to alleviate anxiety – ask your vet about options if your pet's anxiety is severe.

- 7.** Try not to reward anxiety with extra attention. It may be hard not to cuddle or fawn over your pet when he or she is scared, but do your best to ignore anxious behavior or practice distraction techniques to turn their focus away from commotion.



CAR TEMPERATURE PET SAFETY CHART

How long does it take for a car to get HOT?

VEHICLE TEMPERATURE

Outside Temp (F)	Inside Temp (F)	
	10mins	30mins
70°	89°	104°
75°	94°	109°
80°	99°	114°
85°	104°	119°
90°	109°	124°
95°	114°	129°

WITHIN MINUTES
INTERIOR
CAR TEMPS
CAN BE DEADLY!



1. Dress appropriately



2. Eat some BBQ



3. Think about eagles and stuff



4. Watch fireworks

GABOC 2018

NEW TITLE HOLDERS



Riverside Rhyme and Reason
RA, RI
"Kian"
Handled / Trained / Owned by:
Cathy Haake



Rebecca of Ganderland Labs CDX,
PCDX, RAE, TDI
"Becca"
Owned and Handled by: Jim Clarke



Kibri-Lincoln FairOaks At
Last RE
"Jillian"
Handled / Trained / Owned by:
Nada Johnson



SE SC AN Smack-Dab's Sunrise
Melody
NACSW, N2
"Melody"
Handled / Trained / Owned by:
Merry Lee Hritsuk



OTCH Sassy Sissy UDX5,
OM8, OM7, NA, NAJ, CGC,
TKP, TKI, TKA, TKN
"Sissy"
Owner handler Donna Hartwig



Blackwood Princess of Claddagh CD,
CI, CS, CGC
"Teagan"
Handled / Trained / Owned by: Liz Hixon




Chino **PCDX, CGCA**, RE
"Chino"
"Loved, Owned, and Trained by
Ray and Karen Heitz




MVP's DY-NO-MITE **UD, CDX, CD, BN, CGC**
"JJ"
Owner handler Donna Hartwig



MACH Starfalls Gamblers Last Play **UD, RE, BN, MXS, MJS, NF, CGC, TKI, TKN**
"Ace"
Handled / Trained / Owned by: Bette McMillan




Jenna A New Beginning
BN, RN, CGCA, TKN
"Jenna"
Trained / Owned by:
Carole Moel & Bill Rock
Photo Credit: The
Winning Image / Bill
Rock



PACH2 Goldbullion N Goldberrys The Natural **UD, PAX2, PAX3, MXPG, MXPC, MXP7, MXP8, MXP9, MXP10, MXP11, MXP12, MJPG, MJPC, MJPB2, MJP7, MJP8, MJP9, MJP10, MJP11, MJP12**
"Redford"
Handled / Trained / Owned by: Peggy Covey
Co-Owned by: Karin Boullion



Haney's Homespun Darby-I Am
Still Here **RA, RN, CGC, TKN, Achiever Dog**
"Darby"
Handled / Trained / Owned by:
Sheile Gardner



Lycinan's Mighty Quinn
BN, AX, AXJ, OF
"Quinn"
Handled / Trained / Owned
by: Betty Smith



CH Haznow's Victoria's Secret
CD, BN
"Secret"
Handled / Trained / Owned by:
Tom and Sandi Stephenson



Sundown's Hidden Gem **CD, AXP, MJJ, NFP**
"Hidee"
Handled / Trained by: Lee & Bob Melka
Owned by: Lee & Bob Melka & Pat James
Photo Credit: Toto



Blackwood Prince of
Winterfell **UDX, CI, CS**
"Flynn"
Handled / Trained /
Owned by: Liz Hixon



CH Glenwood's Sassy Sunshine Girl
RN,
Achiever Dog
"Elsa"
Handled / Trained / Owned by: Isabel
Lopez
Photo Credit: Winners Pix
Photography



Ciel Brae Kickin It Into Third BN,
RN, UD, **THDN, TKN, CGC**
"Tattoo"
Owner / handler by: Laura Setar



GCHB CH Fraulein Sergeant Rose of Glenwood
CD, BN, RN, CGC, TDI, TT, HIC OFA H/E, **TKN,**
Achiever Dog
"Rosie"
Owned and Trained by: Marytherese Marosits
Photo Credit: Booth Photography



AV AI NN Smack-Dab's Tails
of Derring-Do NACSW, N1
"Derry"
Handled / Trained / Owned by:
Merry Lee Hritsuk



GCHS CH Herr Sergeant of Glenwood IV
CDX, BN, RAE, CGCA, TDI, HIC, ATD,
OFA H/E, **TKI, TKA, ETD,** Achiever Dog
"Sarge"
Owned and Trained by: Marytherese Marosits
Photo Credit: Booth Photography



Player's Girl Just Wants to Have Fun CD, BN,
RM, RAE2, RAE, RE, THDN, NSD, OSD, CGC,
CGCA **TKI, TKA, TKP,** TDI, Achiever Dog
"Gabby"
Trained and Handled by: Carol Schmidt
Loved and Owned by: Carol Schmidt & Al
Rodriguez
Photo Credit: JAG Photography



CH Goldberry Bullion Don't Stop
Believing CDX, **AX, MX, MXJ**
"Journey"
Handled in Performance / Trained /
Owned by: Peggy Covey
Co-Owned by: Karin Boullion


Return to:

Candy Ellis
27W359 Beecher Av
Winfield, IL 60190



Goldberry Bullion
Believe And Reach For
The Sun CDX, BN, GN,
GO, CGC.
Believe
Handled / Trained /
Owned by: Candy Ellis

Mail to:



GRCH, CH Lake
Effects Spanx is my
Friend CDX, BN, OA,
OAJ, CGC
"Spanx"
Handled / Trained /
Owned by: Sandi and
Tom Stephenson



Davisdane's Pretty
Remarkable BN, RE, CGC
"Rhoda"
Handled / Trained / Owned
by: Nada Johnson
Photo Credit: Noel



Water's Edge Totally Tubular
TKN, CGC,
"Gnarly"
Loved by Cheri Nicholas



Grandgables Wild And
Going Ape UDX2, OM2
"Ramar"
Owned by: Lynn Weis /
Dave Parison
Handled by: Dave Parison