

**AUGUST UPCOMING EVENTS**

Training Resumes - 5  
Draft/Cart Class - 5 thru 26  
Rally Sign Class - 5 thru 26

Sept 6 - Meeting

# BARKS



**Did somebody say  
BACK  
TO  
SCHOOL???**



## **PRESIDENTS REPORT by Jim Clarke**

I certainly hope everyone had a good time during the month of July. While you are getting back into the swing of training at GABOC, I am not. Joyce and I are still up in northern Minnesota and will be here until after Labor Day. However, if you need to contact me, please feel free to do so via email (jaclarke134@comcast.net).

August is going to be a month of change at GABOC. Some of the changes are going to become permanent; others, just for the month. Please check out our website--GABOC.org--and see what's coming. Also, Director of Training, Liz Hixon, will be more than happy to share the good news of GABOC's step in the right direction.

In the meantime, I will be thinking about you while fishing, four-wheeling, or enjoying a glass of wine on the deck.

Everyone! Please enjoy what is left of summer.

**Our next General/Board Meeting will be Friday, September 6,  
and will be held at the home of Joan Mazat. Joan's address is:  
1N474 Center Ave., West Chicago. Please email Joan and let her know if you plan to  
attend - bgirls.mazat7@gmail.com**



# DATES TO REMEMBER

## BEGINNER CLASSES

6P

AUG 5 - OCT 14

## SUPER MATCH

NOVEMBER 1

## GABOC OBEDIENCE TRIAL

NOVEMBER 2 & 3

## BEGINNER CLASSES

6:45

SEP 23 - DEC 2

## CORRECTION MATCHES

APRIL 2

MAY 7

SEPTEMBER 10

OCTOBER 1

## PUPPY CLASSES

5:15P

TBD

7:30P

AUG 5 - SEP 30

## AGILITY TRIAL DATES

JAN 26 & 27

JUNE 1 & 2

OCT

## NO TRAINING 2019

MAY 27

ENTIRE MONTH OF JULY

SEPTEMBER 2

NOVEMBER 4

DECEMBER 23

DECEMBER 30

## TRACKING TEST

JUN 8 - NIGHT VST

SEP 29 - VST

OCT 27 - TD/TDX/VST

SUBMISSIONS FOR BARKS  
DUE BY THE 25TH

# 2019

**NEW**

**AKC RALLY OBEDIENCE**

**August**

**ONLY**

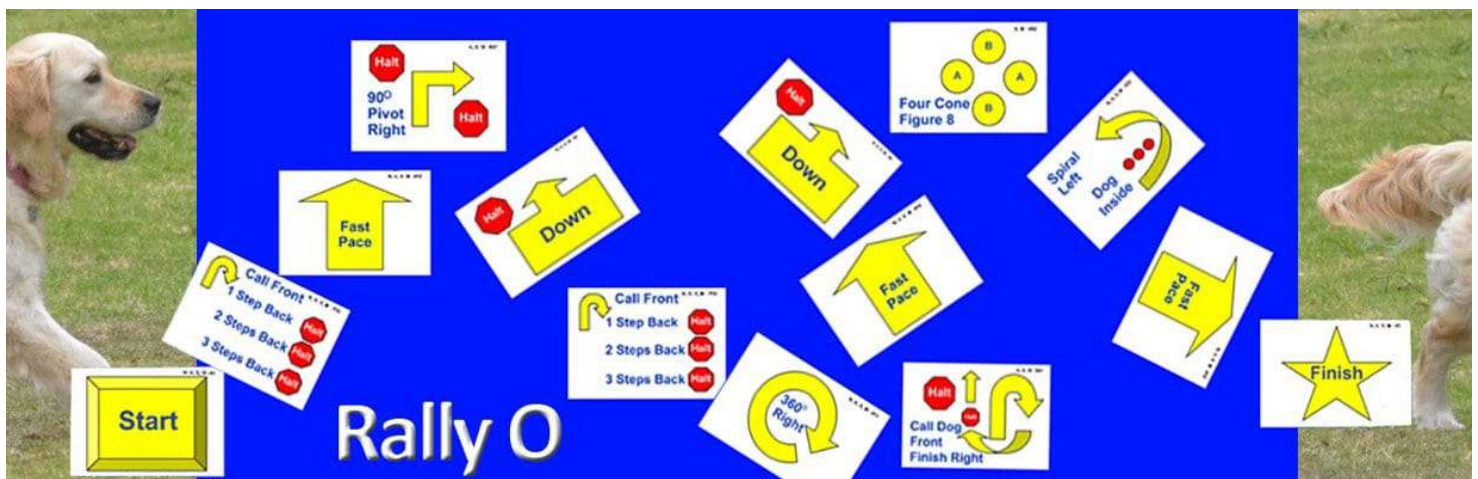
**LIMITED TIME ONLY**

**42 NOVICE RALLY SIGNS  
INSTRUCTION DURING THE FIRST 45  
MINUTES OF GABOC'S RALLY COURSE  
RUN THROUGHS DROP IN.**

14 new signs each week

**REGULAR RUN THROUGHS TO  
FOLLOW STARTING AT 8:15**

regular drop in resumes in September






# TRACKING 2019

June 8, 2019  
Night VST test  
Test Secretary  
Heather Royhl  
630-333-8399  
[bigdogsonly73@yahoo.com](mailto:bigdogsonly73@yahoo.com)



September 29, 2019  
VST test  
Test Secretary  
Lisa Foltz  
708-645-1216  
[avantidogs@comcast.net](mailto:avantidogs@comcast.net)

October 27, 2019  
TD/TDX/VST  
Test Secretary  
Andy Ansenberger  
630-508-8103  
[andy@ansenberger.com](mailto:andy@ansenberger.com)





**SAVE THESE DATES!!!**

**SATURDAY, NOVEMBER 2 and  
SUNDAY, NOVEMBER 3**

**Why? You ask,**

**Because that's the best weekend of the GABOC year!  
November 2 & 3 are the dates for our annual  
GABOC OBEDIENCE TRIAL.**

**The GABOC Obedience Trial is always amazing. Members of our club unite to bring about a fun and rewarding weekend. Chief Trial Stewards, Bette McMillan and Joyce Clarke, will once again be "hounding" you to help. Beginning in September, Bette and Joyce will start asking if you will please volunteer to steward, either one or both days. If you have never stewarded before, this is your chance learn more about a dog obedience trial. If you have stewarded before we hope we can count on you to participate again.**

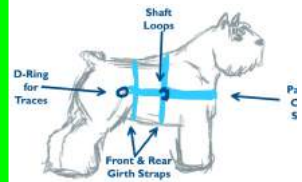


**Talk to you soon, everyone!**



# DRAFT AND CART

## FOR COMPETITION, WORK AND FUN



WE WILL HAVE  
GUEST SPEAKERS  
AND  
A JUDGE'S  
PERSPECTIVE

**EVERY MONDAY IN AUGUST AT 6 PM**

limited number of work and audit spaces available




### PRE-REGISTRATION REQUIRED

Contact our Registrar, Chuck Holtzen to  
sign up

by Phone at (630)293-7870  
or by Email at [gabocregistrar@gmail.com](mailto:gabocregistrar@gmail.com)

### WE WILL COVER

Equipment,  
Resources, Driving,  
Drafting, Safety,  
Methods, Procedure,  
Trouble Shooting



**COST**  
**WORK \$100**  
**AUDIT \$40**



**PRACTICE**



**MENTORING**

**GLENBARD ALL BREED OBEDIENCE CLUB**  
**DROP-IN TRAINING FEES (As of August 5, 2019)**  
(Seniors ((55 & over)) receive \$2.00 discount on entire night's training)

**OBEDIENCE**

**Ring 2**

Novice I - 6:00 - 6:45  
Open I - 6:45 - 7:30

**Ring 3**

Novice II - 6:45 - 7:30  
Open II - 7:30 - 8:15  
Utility Class - 8:15 - 9:00

**MEMBER**

First Dog	\$7.00
Additional Dog(s) - same handler	\$2.00 each

**NON-MEMBER**

First Dog	\$8.00
Additional Dog(s) - same handler	\$3.00 each

**RALLY - 7:30 - 9:00 - Ring 2**

ONLY PAID Rally run-throughs may be posted

**MEMBER**

First Dog (single run through)	\$5.00
Additional Dog(s)/Run through(s) same handler	\$2.00 each

**NON-MEMBER**

First Dog (single run through)	\$6.00
Additional Dog(s)/Run through(s) same handler	\$3.00 each

**CONFORMATION - 8:15 - 9:00 - Ring 1**

**MEMBER**

First Dog	\$6.00
Up to 2 additional dogs - same handler	N/C

**NON-MEMBER**

First Dog	\$7.00
Up to 2 additional dogs - same handler	N/C

**EARLY TRAINING (No Senior Discounts)**

**RALLY - 2:00 - 3:00 (2 Run throughs)**

<b>MEMBER</b>	\$5.00
---------------	--------

<b>NON-MEMBER</b>	\$6.00
-------------------	--------

**OBEDIENCE - 3:00 - 5:00**

**MEMBER**

First Dog	\$5.00
Additional Dog - same handler	\$2.00

**NON-MEMBER**

First Dog	\$10.00
Additional Dog - same handler	\$5.00



# 23 Common Plants That Are Poisonous to Pets

Whether garden plants, houseplants, plants in the wild, or flowers from the florist—plants can provide a tasty and tempting diversion for animals, one that can be at odds with your pet's health. These 23 common plants are some for you to make sure your pets avoid ingesting.



MY DOG IS OBVIOUSLY A GENIUS AND HE KNOWS LOADS OF TRICKS AND HE CAN ALREADY ALMOST PEE AND POOP IN THE TOILET AND SOON HE'LL BE ABLE TO RECITE SHAKESPEARE'S SONNETS AND BE MY BEST FRIEND AND MAKE ME CAPPUCINOS. YAY!



Aloe Vera



Amaryllis



Azalea



Baby's Breath



Begonia



Carnations



Castor Bean



Chrysanthemum



Cyclamen



Daffodil



Gladiolus



Hosta



Ivy



Lilies



Milkweed



Morning Glory



Oleander



Poinsettia



Pothos



Sago Palm



Tomato Plant



Tulip



Yew

# **Glenbard All Breed Obedience Club, Inc.**

## **AKC Rally Tip Sheet #4 (published July 2019)**

### **AKC Rally Excellent Signs #201 through #216, plus #298 and #299**

Congratulations! Again! You and your dog entered at least three Advanced level classes with at least two different judges, and you earned three qualifying scores of at least 70 points out of a possible 100 points. Your dog has now earned the AKC Rally Advanced (RA) title, and the AKC will send you a title certificate to mark this wonderful event.

The next higher-level class is Excellent, and again there are new signs with more challenging exercises. All exercises are performed off-leash, two jumps are required, and the sit-stay exercise is required.

To earn the AKC Rally Excellent (RE) title, you must earn at least three qualifying scores in the Excellent class with at least two different judges. The Excellent course will have 15 to 20 signs (plus the Start and Finish signs), with a minimum of two Advanced level signs and a minimum of three Excellent signs, plus the two required jumps and the required “Sit Stay” sign; the remaining signs will be from the Novice level. Hang on to your Tip Sheet #2 about the Novice signs and Tip Sheet #3 about the Advanced signs.

The Excellent class is divided into Excellent A and Excellent B. Everyone can enter Excellent B, but only certain persons and certain dogs are eligible to enter Excellent A. The AKC Rally Regulations describe the eligibility requirements for Excellent A in Chapter 3, Section 12. If you enter Excellent A without meeting those requirements, the AKC will void your qualifying score(s) and any title from that class, and you must start over to earn the RE title in the Excellent B class.

You may still use multiple words (commands and praise, but no harsh words) and multiple signals during the course. BUT in the Excellent and Master class you are NOT allowed to clap or pat your leg, and you are NOT allowed to touch your dog to stand him for any sign that requires a dog to be in the stand position.

After you have earned the RE title, you have several options if you continue in AKC Rally:

- You may enter the Advanced B class only.
- You may enter the Excellent B class only.
- You may enter both the Advanced B class and the Excellent B class at the same trial. If you earn a qualifying score in both classes, you earn a leg toward the AKC Rally Advanced Excellent (RAE) title. You need to earn TEN RAE legs to obtain the RAE title.
- You may enter the Master class only. You need to earn TEN qualifying scores with at least two different judges to obtain the AKC Rally Master (RM) title.
- You may enter all of the Advanced B, the Excellent B and the Master classes at the same trial. If you qualify in all three classes, you earn a RAE leg, a RM leg, a triple qualifying leg toward the AKC Rally Champion (RACH) title, and, if you earn scores of 91 and higher, points toward the RACH title.

There are 18 new signs to learn and practice for the Excellent class. Again, it is very important to read the entire written description for each sign as contained in the AKC Rally Regulations. Pay particular attention to the language that is **underlined and in bold-face type**, because that language indicates a principal part of the exercise that must be performed correctly in order to not lose 10 points for that sign.

### **Heeling-Related Signs**

**Heeling Backward:** The Backup 3 Steps (#205) sign calls for you and your dog, while heeling, to reverse direction walking BACKWARD at least 3 steps together, and then continue heeling forward. Your dog MUST remain standing throughout, and should not be walking sideways or facing you as you back up.

Walking backward can be a challenge for every dog. It might be helpful to practice this with your dog's left side being close to a wall or some other solid material (such as a long couch) to help your dog understand how to walk backward without swinging his rear end out. You could also practice by facing him and walking forward to encourage your dog to walk backward in a straight line. There are other strategies to teach your dog to back up, and many of them are online. One popular method is to teach your dog to reach back with his rear paws to touch a target behind him. Also, during practice you should vary the number of backward steps for the dog to take, so that your dog doesn't learn to count to "three" and then to stop working and to look for his treat. (Yes, this can and does happen!) The Master class includes three more signs with backward heeling, so, if you plan to enter the Master class, it is important to practice and polish backward heeling.

**Heeling with Circles:** Halt – Dog Circles Right – Sit (#216). You halt/dog sits. Your dog circles around you to the right, returns to heel position, and sits again.

**Sit Stay:** The sign for Sit Stay (#298) seems to describe a fairly easy exercise, but there are some possible ways to perform this sign incorrectly. This sign appears AFTER you have passed the Finish sign. Be sure that you pass with the Finish sign on your RIGHT before you proceed to this sign. You will have your dog sit in heel position, facing the direction you will take to get the leash, then you will leave him to get your leash (which has been placed on a ring gate or a chair). Your dog must remain in the sit position while you get the leash and immediately (without waiting for the judge to say anything) return to your dog and WALK BEHIND YOUR DOG to return to heel position. Keep your leash in your hand until the judge says, "Exercise finished." Then you attach the leash to your dog's collar and leave the ring in a controlled manner.

This sign is required in every Excellent course, and does not appear in any other class. It is crucial that you set your dog to sit far enough away from the sign and any other obstacle (such as a ring gate or a wall) to allow you to walk behind him when you return to him without stepping on him or knocking over the sign (each of which could cause you to lose points). And you will lose 10 points if you return directly to him, instead of walking behind him, so REMEMBER to walk behind him! The timer stops the stopwatch when you pass the Finish sign, so TAKE YOUR TIME to perform this sign correctly!

**Signs with Turns** – These signs involve a “change in direction,” where you continue forward in a different direction than before the turn.

**Right Turn:** The Stand – Right Turn – Forward (#214) sign calls for you to stand your dog while you are heeling (without your dog sitting), and then to make a right turn with your dog and continue forward. The dog should MOVE WITH YOU on the turn. Note that this sign calls for a TURN and does not require a pivot, so you may take a step to make this turn.

**Left Turn:** The Stand – Left Turn – Forward (#215) sign calls for you to stand your dog while you are heeling (without your dog sitting), and then to make a left turn with your dog and continue forward. The dog should MOVE WITH YOU on the turn. Note that this sign calls for a TURN and does not require a pivot, so you may take a step to make this turn.

**Combination Turns:**

Double Left About Turn (#211). While heeling, you make a left about turn (where you turn left and your dog moves around you to the right), take two or three steps forward, and complete the left about turn again. You will end up continuing in the same direction as you were before you made the first left about turn.

About Turn Right – About U Turn (#212). While heeling, you and your dog turn 180 degrees to the right, take two or three steps forward, and then turn 180 degrees to the left. You will end up continuing in the same direction as you were before you made the first about turn right.

About U Turn – About Turn Right (#213). While heeling, you and your dog turn 180 degrees to the left, take two or three steps forward, and then turn 180 degrees to the right. You will end up continuing in the same direction as you were before you made the first about U turn.

**Position Signs** – These signs include a change in your dog’s position during the exercise. It is important for your dog’s body to remain in heel position during each change. For example, if your dog swings his rear end out when he changes from a sit to a stand, you might lose one or more points, depending on how far away his rear end is from you. Some of these signs also include the Call (#299) sign when you leave your dog and walk a short distance away from him. The Call sign will indicate where you should stand after you leave your dog.

Halt – Stand – Down (#201). You halt/dog sits. Your dog must stand and then down without you moving your feet or touching your dog. Your dog must remain down until you move forward.

Halt – Stand – Sit (#202). You halt/dog sits. Your dog must stand and then sit without you moving your feet or touching your dog. Your dog must remain sitting until you move forward.

Moving Stand – Walk Around (#203). While heeling, you command/signal your dog to stand and stay as you, WITHOUT PAUSING, walk around behind your dog, return to heel position and PAUSE. It is important for you to walk around your dog without stopping or pausing when you command/signal your dog to stand. Be careful that you do not trip over your dog. And remember the PAUSE after the walk-around!

Moving Down – Walk Around (#204). While heeling, you command/signal your dog to down and stay as you, WITHOUT PAUSING, walk around behind your dog, return to heel position and PAUSE. It is important for you to walk around your dog without stopping or pausing when you command/signal your dog to down. Be careful that you do not trip over your dog. And remember the PAUSE after the walk-around!



Down While Heeling – Call to Finish – Sit (#206). While heeling, you command/signal your dog to down and stay while you, WITHOUT PAUSING, continue to the Call sign about 6 feet away, and turn to face your dog. Without moving your feet, you may command/signal your dog to finish (either to the right or left) and SIT. It is important for you to continue walking forward without stopping or pausing when you command/signal your dog to down.

Stand While Heeling – Call to Finish – Sit (#207). While heeling, you command/signal your dog to stand and stay while you, WITHOUT PAUSING, continue to the Call sign about 6 feet away, and turn to face your dog. Without moving your feet, you may command/signal your dog to finish (either to the right or left) and SIT. It is important for you to continue walking forward without stopping or pausing when you command/signal your dog to stand.

Stand – Leave – Sit – Call Front – Finish – Sit (#208). While heeling, you stop and your dog must stand and stay without sitting first. You walk to the Call sign about 6 feet away, and turn to face your dog. You then command/signal your dog to sit, come to front with another sit, and, without moving your feet, finish (either to the right or the left) and sit again. Your dog sits three times in this exercise, but does NOT sit when you stop to stand and leave him.

Stand – Leave – Down – Call Front – Finish – Sit (#209). While heeling, you stop and your dog must stand and stay without sitting first. You walk to the Call sign about 6 feet away, and turn to face your dog. You then command/signal your dog to down, come to front with a sit, and, without moving your feet, finish (either to the right or the left) and sit again. Your dog sits two times in this exercise, but does NOT sit when you stop to stand and leave him.

**Jump Sign – Send to Jump (#210).** This sign differs from the jump sign #103 in the Advanced class in that: (1) you must send your dog to the jump when you reach this sign that is placed 10 feet before the jump, (2) you must walk a path 3 feet away from the jump as you go from this sign toward the jump, and (3) you may not pass the jump until your dog has completed the jump, has returned to you and has moved into heel position (without sitting) by your left side, at which time you and your dog continue on. Your dog MUST clear the jump on the first attempt in the proper direction without stopping.

Important Notes:

- You may NOT repeat this exercise if your dog fails the jump on the first attempt.
- The jump may be a high jump, a bar jump or a broad jump.
- Jump heights are the same in the Excellent class as they are in the Advanced class.
- Two jumps are required in the Excellent class. Sometimes the same jump is used twice, and other times two different jumps are used. If the bar jump is used twice, and if your dog knocks the bar off the uprights on the first jump attempt, be sure to stop and reset the bar on the upright so that your dog may have a chance to complete the jump correctly when you and your dog approach the bar jump for the second time.

### **GLOBAL RULES TO MEMORIZE FOR ALL CLASSES:**

- Whenever you “walk around your dog” or “return to your dog” at a sign, YOU MUST PAUSE before continuing with the course, even though the word “pause” is not included on the sign.
- Also remember the “pause” in the Halt – Leave 2 Steps – Call to Heel – Forward (#118) exercise, where YOU PAUSE before calling your dog to heel after you have taken two steps in front of him.
- You and your dog MUST PIVOT TOGETHER for all signs with the word “pivot!”
- You and your dog MUST MOVE TOGETHER when doing turns and side steps!
- Your dog’s leash should ALWAYS be loose, or you might lose points for a tight lead.
- BE COURTEOUS TO ALL. This is a sport we do with our dogs for fun!

\*\*\*\*\*

GABOC offers AKC Rally run-throughs on most Mondays at 2:00 p.m. and 7:30 p.m. GABOC also offers an AKC S.T.A.R. Puppy class, a CGC/Beginner class and other obedience classes, and a conformation class on most Monday evenings, all as listed on the GABOC website ([www.gaboc.org](http://www.gaboc.org)). You are welcome to join GABOC’s obedience classes as part of your developing and improving your Rally skills. All of these activities are held at the DuPage County Fairgrounds in Wheaton, Illinois. The website contains more information about the schedule and classes. GABOC would love to have you join us there!



## **SEPTEMBER 6 GENERAL MEMBERSHIP/BOARD MEETING 7 PM**

Joan Mazat has graciously agreed to host our September meeting.

Her address is

1N474 Center St

West Chicago, IL 60185

Please email Joan

[bgirls.mazat7@gmail.com](mailto:bgirls.mazat7@gmail.com)

to let her know you will be attending

# DOG DAYS

## Word Search

There are dogs and dog related terms in the shape below. Use the word bank to sniff out the words in the word search below, then circle them. Can you find all 37?

Bandog	Husky	Pyrene
Beagle	Jowler	Rug
Bedlington	King Charles	Samoyed
Borzoi	Lynx	Spitz
Bower	Mongrel	Talbot
Bulldog	Nunx	Tike
Chow	Peke	Toy dog
Collie	Pi-dog	Tyke
Cur	Pointer	Whelp
Deer-dog	Pom	
Dingo	Pooch	
Gun-dog	Pug	
Hound	Pup	
House dog	Pye-dog	



**GENERAL MEETING MINUTES**  
**GLENBARD ALL BREED OBEDIENCE CLUB**  
**June 28, 2019**

The General Membership meeting was held at the home of Sheila Gardner on Friday, June 28, 2019. The meeting was called to order at 7:03 p.m.

Those present were Jim Clarke, Laura Setar, Donna Eichman, Sheila Gardner, Karen Heitz, Bob Melka, Marytherese Marosits, Bette McMillan, Liz Hixon, Lee Melka, Darlene Barnard, John Barnard, Ray Heitz, Lisa Foltz, Pinney Wendell, Karen Schlipf, Nada Johnson, Gail Meyers, Candy Ellis, Sandi Stephenson, Cheri Nicholas, Dean Nicholas, Carol Moen, Kathy Bianchetti, and Joyce Clarke.

**PRE-BOARD MEETING**

A pre-board meeting was called to order at 6:55 p.m. Vice President, Laura Setar, submitted four membership applications for Board approval.

1. Mary Keeffe: Breed, Lab--sponsored by Laura Setar, Karen Schlipf, and Liz Hixon.
2. Barb Clish: Breed, Lab--sponsored by Laura Setar, Karen Schlipf, and Liz Hixon.
3. Sherri Maquire: Breed, Leonberger--sponsored by Joyce Clarke, Karen Heitz, and Liz Hixon.
4. Mike Donovan: Breed, Lab--sponsored by Joanie Wisniewski, Liz Hixon and Sheila Gardner.

A motion was made by Liz Hixon and seconded by Bob Melka that the above named people be voted into membership. Motion carried.

Pre-board meeting adjourned at 7:00 p.m.

**SECRETARY'S REPORT**

The minutes of the General Membership Meeting of April 26 were read. A motion was made by Liz Hixon and seconded by Marytherese Marosits that the minutes be accepted as read. Motion carried. \*One person abstained.

**PRESIDENT'S REPORT**

Jim Clarke asked Candy Ellis to report on the picnic. Candy said that the picnic was very successful--no rain, and a nice mixture of people. Candy thanked Francis Soresi and John Jackman for cooking. James Wendt was unavailable to cook and Francis and John jumped in at the last minute. Debbie and James Wendt's daughter and her boyfriend took down tables and chairs. Candy thanked everyone for their help and said she will do it again next year.



## VICE PRESIDENT'S REPORT

1. Laura Setar presented the names of Mary Keeffe, Barb Clish, Sherri Maquire, and Mike Donovan for membership. A motion was made by Liz Hixon and seconded by Bette McMillan that the four named people be accepted into membership. Motion carried.

Page 2 - General Meeting Minutes - June 28, 2019

## TREASURER'S REPORT

1. Donna Eichman reported that there is no simple solution to on-line credit-card payment.
  - Square and PayPal charge 2.9% + \$0.30 (Square) and \$0.31 (PayPal) to pay by invoice.
  - Both charge 3.5% + \$0.15 manual entry (terminal free for both).
  - Invoices would be created to send to those who wanted to pay online. There would be a link that would allow them to pay online.
  - Invoices would have to be created for payment (we would need to create a procedure).
  - Not to be used for Matches.
  - Stripe is more suitable for a store with a terminal
  - Jim will contact PageDesk to inquire what changes would need to be made to our website.
  - Laura Setar is a "web developer" and may be able to make the changes we will need to the site.
  - We will gather more information and discuss further at the next meeting.
2. In an effort to add to our income, Donna suggested to invest \$10,000 in a CD for 11 months @ 2.5% at BMO/Harris. In five months, review and decide if we should invest another \$10,000, staggering the mature dates.
3. In the past we had a CD @ 5%. The highest rate she found short term is 2.5%.
4. Donna Eichman made a motion to open one \$10,000 CD for 11 months and consider opening another in five months. Sandi Stephenson seconded the motion. Motion carried.
5. Since the discussion of an audit took place at the April meeting, Julie Sjulie agreed to be on the Audit Committee.
6. Karen Heitz made a motion for the Audit Committee to be Julie Sjulie, Lisa Foltz, Laura Setar and Karen Heitz. Sandi Stephenson seconded the motion. Motion carried.
  - The findings of the audit will be reported at the October Membership Meeting.



## **DIRECTOR OF TRAINING**

1. Liz Hixon reported:
  - Introductory Manners Class went well. It will now go into its normal rotation with the Puppy Class when we return in August.
  - Draft and Carting Class offered in August. Instructors: Cheri Nicholas, Chuck Holtzen, and Liz Hixon. There will be guest demos, as well.
  - A table person is needed during the month of August.
  - August Rally instruction will use the first 45 minutes to teach the Novice signs. The second 45 minutes will be rally run throughs.
  - We will do this two or three times per year.
  - Liz has printed out copies of the AKC Obedience regulations for UD. She has asked Karen Schlipf and Peggy Covey to do the same for Novice and Open.
  - Liz reported that all classes are going great. She has seen some new instruction methods being started at the different levels.

Page 3 - General Membership Minutes - June 28, 2019

2. Liz requested that Jim purchase 25 AKC Obedience and Rally Books. We will sell them at the club.
3. Cheri Nicholas reported that the Manners Class went well. Everything covered was what the handlers wanted, i.e., jumping, pulling, barking. etc.
4. Having the table workers uncrate dogs at the sign-in table has become an issue. People signing in aren't paying attention to their leashed dogs. Beginning in August, the following preventive measures will be taken:
  - The sign-in table will be moved to a different location.
  - The sign-in sheet will be redesigned to make it more user friendly. It is too difficult to write with one hand and hold a leash with the other.
  - Suggest to handlers that reactive dog(s) be left in the cars until they have signed in.
5. Darlene Barnard made a motion that members working the sign-in table crate their dog. Motion carried. Two members abstained.

## **MATCHES**

1. Laura Setar reported the number of entries and our income for matches since 2015:
  - 2018 Total =138 - \$674
  - 2017 Total =163 - \$769
  - 2016 Total =192 - \$809
  - 2015 Total =227 - \$1,010
2. If we are going to continue with matches, we might have to consider raising fees.

## **AWARDS**

1. Jim reported that he plans to call a meeting of the Awards Committee, in September, to discuss the financial impact awards have on the club.

**SEMINARS** - None

## **PUBLICITY**

1. Kathy Bianchetti reported that Candy Ellis, Gina Post, Francis Soresi and she would be representing GABOC at our booth at Cantigny the following day. The weather forecast was "hot." Since it is a long day, 10:00-4:00, it might be better to leave dogs at home.
2. Due to the fact that staffing the booths at the various venues is too difficult, Kathy is no longer going to have us participate.

**WELLNESS** - None

**WEBSITE** - None

**BARKS** - None

Page 4 - General Membership Minutes - June 28, 2019

## **TRIALS**

1. Bette McMillan reported that our Agility Trial, held on June 1 and 2, was a success. Bette reminded the membership that we need to be more cognizant of the fact that at least five members must be present at an Agility Trial. We only had three on Saturday and four on Sunday.
2. Darlene Barnard reported that the Night VST, held at Northern Illinois University on June 8, filled. Gina Post and Crocket passed. She thanked Karen Schlipf, Dan Harrington, and Karen Heitz for the good work they did laying track.

## **BRAGS**

1. Bette McMillan and Ace, Sheltie, earned his MACH 2 on May 26 at Smack Dab Agility Club.
2. Marytherese Marosits and Sarge, German Shepherd, earned his UD at Paw Power Blues Agility Club, Lowell, Indiana, May 18, 2019. Sarge is ACK's first GSD to have earned the titles of GCH Silver, and Utility Dog (Conformation and Obedience).
3. Sheila Gardner and Darby, Pom, earned his Trick Dog Intermediate at Glenbard on May 13.

**OLD BUSINESS** - None

**NEW BUSINESS**

1. It was reported that since the Manners Class had not filled to capacity, two active instructors were given a \$50% discount.

**MOTION TO ADJOURN**

A motion was made by Liz Hixon and seconded by Bette McMillan that the meeting be adjourned. Meeting adjourned at 8:54 p.m.

Respectfully,

Joyce Clarke, Secretary

\*Not everything that is discussed at the General/Board Meetings can be included in the minutes. The primary purpose of the minutes is to include motions that have been made or reports that have been given.



**Check-In Policy for Drop-In Classes**

**Effective dated: 8/5/2019**

To maintain the safety of all our students, spectators, volunteers and our dogs this new policy will go into effect on 8/5/2019.

Checking in for evening drop in classes will be as follows:

**You will check in without your dog.** You will leave your dog in your car, come in and check in at the table, pay your fees, and then leave the check in table area.

Set up your crate if you have one, bring in your gear, then bring in your dog.

This is meant to cut down on the congestion and confusion at the check in table and speed up the check in process.

This is meant to cut down on the risk of injury or conflict with dogs and people checking in at the same time. Too many people check in and do not pay attention to their dogs. Therefore, we will require that you check in without your dog.

If you have any questions please direct them to either Liz Hixon, Director of Training or Jim Clarke, President of Glenbard All Breed Obedience Club.

Thank you in advance for your cooperation in making Glenbard All Breed Obedience Club a fun and safe place to train your dog!

Liz Hixon  
Director of Training



## WHO DOES WHAT...

### PRESIDENT

Jim Clarke

### VICE PRESIDENT

Laura Setar

### SECRETARY

Joyce Clarke

### TREASURER

Donna Eichman

### DIRECTOR OF TRAINING

Liz Hixon

### BOARD OF DIRECTORS

Sheila Gardner 21

Karen Heitz 19

Mary Terese Marosits 19

Bob Melka 21

Bette McMillan 20

### INSTRUCTORS

Darlene Barnard

Peggy Covey

Sheila Gardner

Paul Gigous

Donna Hartwig

Bette McMillan

Sue Hiller

Liz Hixon

Chuck Holtzen

John Jackman

Joan Mazat

Mary Terese Marosits

Cheri Nicholas

Paul Perkins

Debbie Sazma

Karen Schilpf

Laura Setar

Mary Simpson

Francis Soresi

Sandi Stephenson

Tom Stephenson

Joanie Wisniewski

### TRIAL CHAIRPERSON

Donna Eichman

### AGILITY TRIAL

### CHAIRPERSON

Bette McMillan

### MATCH CHAIRPERSONS

Joan Mazat

Cheri Nicholas

### RAFFLE CHAIRPERSON

Open Position

### MATCH SECRETARY

Laura Setar

### TRIAL HOSPITALITY

Open Position

### CHIEF TRIAL STEWARDS

Joyce Clarke

Bette McMillan

### TRIAL RING SET UP

Dean Nicholas

### BARKS HEALTH CARE

Open Position

### BARKS PRINTING/MAILING

Candy Ellis

### CLASS REGISTRAR

Chuck Holtzen

### TABLE WORKERS

Pat Berger

Kathy Bianchetti

Donna Eichman

Ray Heitz

Debra Wendt

James Wendt

### RING SET UP

Dean Nicholas

### TRACKING COORDINATOR

Darlene Barnard

John Barnard

### THERAPY DOG COORDINATOR

Kathy Bianchetti

### PUBLICITY CHAIRPERSONS

Kathy Bianchetti

Pat Senne

### WEB MASTER

Jim Clarke

### BARKS EDITOR

Cheri Nicholas

## CLASS SCHEDULE

### 5:15 PUPPY CLASS

TBD

### 6:00 BEGINNER CLASS

Aug 5 - Oct 14

### 6:45 BEGINNER CLASS

Sep 23 - Dec 2

### 7:30 PUPPY CLASS

Aug 5 - Sept 30

### EARLY TRAINING

2P - Rally Run Thrus

### INDEPENDENT

3:00 - 5:00 P

### RALLY RUN THRUS

Starts at 7:30 PM

### CONFORMATION

Starts at 8:15 PM

### UTILITY RING TRAINING

Starts at 8:15 PM

Utility is now a teaching class.

Run thrus by request

Handlers may return to the ring on their own after everyone else is finished to work on problem areas as long as the building is open with other classes





## Hot Asphalt Awareness

When the air temperature is this, asphalt has been measured at this.\*

Air Temperature	Asphalt Temperature
77°	- 125°
86°	- 135°
87°	- 143°

\*These temperature correlations represent worst scenario variables: direct sun, no wind, very low humidity, and high radiant energy.

At 125° F, skin destruction can occur in 60 seconds.

An egg can fry in 5 minutes at 131° F.



Data Source: Berens J. Thermal contact burns from streets and highways. Journal of the American Medical Association; 214 (11): 2025-2027.

# IF YOU PLAN TO JOG YOUR DOG

## WAIT UNTIL 18 MONTHS OF AGE!

Starting before your dog is fully grown increases the risk of orthopedic injuries and early arthritis. Ask your vet if your dog is ready to start running and the best way to start.

## USE SAFE EQUIPMENT

Choose body harnesses over slip collars or head halters. Use a waist leash or regular 4-ft leash instead of retractable leashes.

## START SLOW

Dogs need time to build stamina, just like human runners. High energy isn't an indication of fitness for running.

## LISTEN TO YOUR DOG

If she starts to lag, take a break. If she begins to show signs of aggression or other behavior problems on runs, contact a qualified trainer to help you.

## A TIRED DOG IS A GOOD DOG, BUT...

Dogs need a balance of exercise and mental stimulation. Reward-based training, interactive toys, plus time to slowly sniff and explore leads to a happy, well-behaved dog!

## DON'T SACRIFICE GOOD BEHAVIOR FOR EXERCISE

Running may tire your dog, but it won't teach her good manners. Only training can do that. Bonus: Training sessions burn energy, too!

## RUNNING ON HOT DAYS CAN KILL

Don't risk your dog's life! Stick to early morning runs on 80+ degree days and learn the signs of heat exhaustion.





# UTILITY



## STARTING AUGUST 5TH

The 8:15 Utility Class will now be a training class preparing you and your dog for competition.

The Instructor will cover ALL UTILITY exercises. Utility Run Throughs will still be offered by request.



[ShowEntries.info](http://ShowEntries.info)


### QuickReference Guide to Classes and Exercises Effective May 1, 2018

#### Obedience Utility-level

Class	Utility	Preferred Utility	Graduate Open	Versatility
Type	Regular		Optional Title	Optional Title
Class Levels	A,B	--	--	--
Title Earned	UD	PUTD	GO	VER
Notes	CDX is a Pre-requisite; in B class order varies	Restrictions for entering this class. Order varies as in Utility.		Exercises vary. 2 novice, 2 open, and 2 utility in 12 different combinations. Novice exercises <b>cannot</b> include the group sit / down exercise.
Signal Exercise	Signals only	Signals only	May also give commands	
Scent Article 1	4 each of any two types (wood, leather, metal) + 1 to find	4 each of any two types (wood, leather, metal) + 1 to find	2 each of any two types (wood, leather, metal) choose 1 to find	
Scent Article 2	4 each of two types (wood, leather, metal) + 1 to find	4 each of two types (wood, leather, metal) + 1 to find	--	
Directed Retrieve	3 gloves	3 gloves	No center glove	
Moving Stand & Exam	no pause	no pause	may pause	
Directed Jumping	2 times, with go out	2 times; 1/2 jump height	Once without go out beforehand	
Go Out	--		yes	

#### Wild Card Classes:

Same exercises as obedience regular classes (Novice, Open A, Utility A). Jump height is 1/2 as in Preferred classes. Handler may choose one exercise for a perfect score.



# GLENBARD

## ALL BREED OBEDIENCE CLUB, INC.



### ALL-BREED OBEDIENCE FUN MATCH 2019 MATCH SCHEDULE:

TUESDAYS

April 2, 2019---May 7, 2019---September 10, 2019---October 1, 2019

**WATCH FOR DETAILS ON OUR SPECIAL PRETRIAL MATCH FRIDAY, November 1, 2019\***

**Location:** DuPage County Fairgrounds, Science Building, Wheaton, Illinois

**Member Fee:** \$4.00 for first entry/\$3.00 for second entry of same dog

**Non Member Fee:** \$6.00 for first entry/\$4.00 for second entry of same dog

**\*Special Price**

**Checks payable to:** GABOC

**MAIL ENTRIES TO:** Laura Setar  
2107 Kentucky Court  
Wheaton, IL 60189  
(No phone calls accepted) [SetarL@sbcglobal.net](mailto:SetarL@sbcglobal.net)

**OUR JUDGES ARE  
HAPPY TO  
ACCOMMODATE  
RUN-THRUS FOR  
REGULAR AND  
OPTIONAL AKC  
TITLING CLASSES  
AND ALSO  
UKC CLASSES**

Doors open at 6: 30P M; no entries accepted after 7:30 PM,

Judging begins at 7:00 PM

No bitches in season No grooming Limited crate space available STEWARDS WANTED

For more information contact: Joan Mazat at [bgirls.mazat7@gmail.com](mailto:bgirls.mazat7@gmail.com)

Please print **or** type:

NAME \_\_\_\_\_  
ADDRESS \_\_\_\_\_  
CITY \_\_\_\_\_  
BREED \_\_\_\_\_  
CLASS \_\_\_\_\_  
JUMP HEIGHTS: HIGH \_\_\_\_\_  
E-MAIL ADDRES: \_\_\_\_\_

Member/Nonmember (Circle one)

PHONE \_\_\_\_\_  
MATCH DATE \_\_\_\_\_  
STATE \_\_\_\_\_ ZIP \_\_\_\_\_  
AMOUNT ENCLOSED \$ \_\_\_\_\_  
ADD'L CLASS \_\_\_\_\_  
BROAD \_\_\_\_\_

I agree to indemnify and hold harmless Glenbard All Breed Obedience Club, Inc. and its officers, directors, employees and members against any and all claims or actions that may at any time be made or instituted against them or any of them by any person for the purpose of enforcing any cause of action growing out of or connected with my attendance or my dog's attendance at any event or class conducted by Glenbard All Breed Obedience Club, Inc. I agree to grant to this club permission to photograph and/or video, pictures of my participation. I further agree that any of the recordings may be used in club publications, or on social media to promote GABOC, and further that such use shall be without payment of fees, royalties, special credit or other compensation.

Signed:

Dated:



# GABOC 2018

## NEW TITLE HOLDERS




Riverside Rhyme and Reason  
RA, RI  
"Kian"  
Handled / Trained / Owned by:  
Cathy Haake



Rebecca of Ganderland Labs CDX,  
PCDX, RAE, TDI  
"Becca"  
Owned and Handled by: Jim Clarke



Kibri-Lincoln FairOaks At  
Last RE  
"Jillian"  
Handled / Trained / Owned by:  
Nada Johnson



SE SC AN Smack-Dab's Sunrise  
Melody  
NACSW, N2  
"Melody"  
Handled / Trained / Owned by:  
Merry Lee Hritsuk



OTCH Sassy Sissy UDX5,  
OM8, OM7, NA, NAJ, CGC,  
TKP, TKI, TKA, TKN  
"Sissy"  
Owner handler Donna Hartwig



Blackwood Princess of Claddagh CD,  
CI, CS, CGC  
"Teagan"  
Handled / Trained / Owned by: Liz Hixon




Chino PCDX, CGCA, RE  
"Chino"  
"Loved, Owned, and Trained by  
Ray and Karen Heitz



MVP's DY-NO-MITE UD, CDX,  
CD, BN, CGC  
"JJ"  
Owner handler Donna Hartwig



MACH Starfalls Gamblers Last Play UD, RE,  
BN, MXS, MJS, NF, CGC, TKI, TKN  
"Ace"  
Handled / Trained / Owned by: Bette McMillan




Jenna A New Beginning  
BN, RN, CGCA, TKN  
"Jenna"  
Trained / Owned by:  
Carole Moel & Bill Rock  
Photo Credit: The  
Winning Image / Bill  
Rock



PACH2 Goldbullion N Goldberrys The Natural UD,  
PAX2, PAX3, MXPG, MXPC, MXP7, MXP8,  
MXP9, MXP10, MXP11, MXP12, MJPG, MJPC,  
MJPB2, MJP7, MJP8, MJP9, MJP10, MJP11,  
MJP12  
"Redford"  
Handled / Trained / Owned by: Peggy Covey  
Co-Owned by: Karin Boullion



Haney's Homespun Darby-I Am  
Still Here RA, RN, CGC, TKN,  
Achiever Dog  
"Darby"  
Handled / Trained / Owned by:  
Sheile Gardner



Lycinan's Mighty Quinn  
BN, AX, AXJ, OF  
"Quinn"  
Handled / Trained / Owned  
by: Betty Smith



CH Haznow's Victoria's Secret  
CD, BN  
"Secret"  
Handled / Trained / Owned by:  
Tom and Sandi Stephenson



Sundown's Hidden Gem CD, AXP, MJP,  
NFP  
"Hidee"  
Handled / Trained by: Lee & Bob Melka  
Owned by: Lee & Bob Melka & Pat James  
Photo Credit: Toto





Blackwood Prince of  
Winterfell **UDX, CI, CS**  
"Flynn"  
Handled / Trained /  
Owned by: Liz Hixon



**CH** Glenwood's Sassy Sunshine Girl  
**RN,**  
**Achiever Dog**  
"Elsa"  
Handled / Trained / Owned by: Isabel  
Lopez  
Photo Credit: Winners Pix  
Photography



Ciel Brae Kickin It Into Third BN,  
RN, UD, **THDN, TKN, CGC**  
"Tattoo"  
Owner / handler by: Laura Setar



GCHB CH Fraulein Sergeant Rose of Glenwood  
CD, BN, RN, CGC, TDI, TT, HIC OFA H/E, **TKN,**  
**Achiever Dog**  
"Rosie"  
Owned and Trained by: Marytherese Marosits  
Photo Credit: Booth Photography



**AV AI** NN Smack-Dab's Tails  
of Derring-Do NACSW, N1  
"Derry"  
Handled / Trained / Owned by:  
Merry Lee Hritsuk



GCHS CH Herr Sergeant of Glenwood IV  
CDX, BN, RAE, CGCA, TDI, HIC, ATD,  
OFA H/E, **TKI, TKA, ETD,** Achiever Dog  
"Sarge"  
Owned and Trained by: Marytherese Marosits  
Photo Credit: Booth Photography



Player's Girl Just Wants to Have Fun CD, BN,  
**RM, RAE2, RAE, RE, THDN, NSD, OSD, CGC,**  
CGCA **TKI, TKA, TKP,** TDI, Achiever Dog  
"Gabby"  
Trained and Handled by: Carol Schmidt  
Loved and Owned by: Carol Schmidt & Al  
Rodriguez  
Photo Credit: JAG Photography



CH Goldberry Bullion Don't Stop  
Believing CDX, **AX, MX, MXJ**  
"Journey"  
Handled in Performance / Trained /  
Owned by: Peggy Covey  
Co-Owned by: Karin Boullion


Return to:

Candy Ellis  
27W359 Beecher Av  
Winfield, IL 60190



Goldberry Bullion  
Believe And Reach For  
The Sun CDX, BN, GN,  
GO, CGC.  
Believe  
Handled / Trained /  
Owned by: Candy Ellis


Mail to:



GRCH, CH Lake  
Effects Spanx is my  
Friend CDX, BN, OA,  
OAJ, CGC  
"Spanx"  
Handled / Trained /  
Owned by: Sandi and  
Tom Stephenson



Davisdane's Pretty  
Remarkable BN, RE, CGC  
"Rhoda"  
Handled / Trained / Owned  
by: Nada Johnson  
Photo Credit: Noel



Water's Edge Totally Tubular  
TKN, CGC,  
"Gnarly"  
Loved by Cheri Nicholas



Grandgables Wild And  
Going Ape UDX2, OM2  
"Ramar"  
Owned by: Lynn Weis /  
Dave Parison  
Handled by: Dave Parison