

UOCOMING EVENTS

- 4 - Independence Day
- 12- New Classes Begin
- 15 - National Pet Fire Safety Day
- 19 - New Novice Class Begins
- 31 - Nation Mutt Day
- 31 - Harry Potter's Birthday

BARKS



July



More pets get lost on July 4th than any other day of the year.

Source: HomeAgain

Keep your dog safe this Independence Day. Share these eight tips for enjoying the Fourth of July with your dog.



1 Be sure your dog is wearing an up-to-date and visible ID tag on her collar at all times.



2 Take a current photo of your dog, just in case.



3 Exercise your dog early in the day before parties begin.



4 During cookouts, ask guests to play with your dog away from the flames.



6 Keep dog treats on hand for those who want to give your dog food.



7 Leave your dog at home with a frozen stuffed treat during the fireworks.



8 If your dog is afraid of loud noises, leave gentle music playing to cover the fireworks.



5 Keep charcoal, fireworks, sparklers and glow sticks far from curious canines.

Petfinder
SUMMER Pet
Safety

Learn more at www.petfinder.com/SummerPetSafety



"My plans for the Fourth aren't finalized yet, but I'm either covering under the bed or digging a hole through the tub ... And you?"




KEEPING YOUR DOGS SAFE THIS 4TH OF JULY

- *UP TO DATE ID TAGES
- *EXERCISE EARLY THAT DAY
- *LEAVE PETS HOME
- *LOWER BLINDS, TURN ON TV OR PLAY MUSIC
- *ESCAPE-PROOF YOUR HOUSE
- *HERBAL COLLAR
- *DISTRACT WITH STUFFED KONGS
- *LAVENDER OIL
- *MICROCHIP YOUR DOG



spencerthegoldendoodle.blogspot.com





SUMMER TRAVEL

Car & Air Travel Safety and Preparedness Tips*

FOR CAR RIDES

1 Buckle up!

Harness your pets anytime they're in a car.

2 Ease them into it

Try getting your pet used to long distances with short rides little by little.

3 Bring supplies

Bring bowls, leashes, toys, a crate, grooming equipment or any medicines that might be needed along the way.

4 Travel on an empty stomach

Don't feed your pet near departure time. Dogs tend to get sick at the start of the trip while they adjust to movement.

5 Find pet friendly hotels

Many hotels allow animals under certain guidelines. They may charge a fee between \$10 to \$50 per pet.



FOR AIRPLANE RIDES

1 Know your pet

Medical conditions, breed, age, or temperament can affect the way your pet deals with air travel.

2 It's all about research

Understand specific airline rules and regulations, and what documents are required. Visit your veterinarian and obtain a Certificate of Veterinary Inspection along with a passport for your pet for overseas travel.

3 Plan in advance

Make early flight reservations, book non-stop flights, consider the temperature, get your pet used to travel carriers and busy places, like airports.

4 Time to fly

Have a checklist that includes taking your dog on a long walk, having them on an empty (or nearly empty) stomach, checking their collars and ID tags, let crew members know that your pet is flying, pack a bag with supplies, and try to avoid sedatives.



*Source: Dr. Kurt - Purina Chief Veterinarian Officer

Visit Purina.com/Summer for more Summer Tips



Your Pet, Our Passion.

HEARTWORM

QUESTIONS & ANSWERS

Presented by iVET360°



WHAT ARE HEARTWORMS?

Heartworms are foot-long worms that infest the heart, blood vessels and lungs of our pets. They can cause severe damage to major organ systems, including lung disease and heart failure.

WHERE DO THEY COME FROM?

Heartworms are transmitted as larvae from mammal to mammal by mosquitoes, so they're more prevalent in warmer seasons and climates. Heartworm mature into full-grown adults in about six months, and they can live up to 5-7 years in dogs and 2-3 years in cats.



WHAT ARE THE SYMPTOMS?

Some pets never show signs of heartworm, which is why annual heartworm tests are so important. As the disease progresses, signs may include coughing, fatigue, lack of appetite and weight loss.

HOW DO YOU PREVENT THEM?

The medications used to treat heartworm do not work for cats, which makes prevention even more important for our feline friends. Many flea treatments also protect against heartworms. To further protect your pet, avoid heavily mosquito infested areas.



My dog and I LOVE all of the fireworks we hear every single night for a solid month to celebrate Independent Day....said no one EVER!!



someecards
user card



JULY

©DESIGNALIKIE

"Mental exercise tires a dog physically more than physical exercise does"

- Dr Ian Dunbar

The Mighty Mosquito



AMERICAN
HEARTWORM
SOCIETY™

She's
TOUGH

Survives
and thrives in
a variety of
climates and
environments.



She's
MOBILE


Lives indoors
and outdoors.
Willing to relocate.



Heartworms spread when
a mosquito carrying
larvae bites your
unprotected
pet.

She's HUNGRY

Drinks 3x her weight in blood,
spreading heartworm larvae as
she feeds.



She's SNEAKY

Mosquito "season" is
impossible to predict. Protect
your pets from heartworms
year-round.



PROTECT YOUR PET FROM HEARTWORM 12 MONTHS A YEAR.
TEST FOR HEARTWORM EVERY 12 MONTHS. heartwormsociety.org

Happy Independence Day. Or as it's
known to your dog, the
annual end-of-the-world
extravaganza.



your  cards
someecards.com

DOG SAFETY TIPS DURING SUMMER

PROTECT YOUR DOG FROM THE HEAT AND OTHER SUMMER HAZARDS

LIMIT OUTDOOR TIME

1

Bring water and stay beneath shady spots to minimize sun exposure.



RUNNING ERRANDS

2

Never leave your dog alone inside the car, especially during summer.



WATER ACTIVITIES

3

Watch out for hazards like jellyfish or undertow. Stay close to your dog while in the water.



PARASITES

4

Ask your vet for preventive treatment against fleas, mosquitoes, or ticks and other parasites.



SUMMER EVENTS

5

Summer festivals expose your dog to loud noises, toxic food, and crowds. Your pet would be much safer and more comfortable at home.



ADOPTED DOGS take 3 days to decompress, 3 weeks to start to know your routine and 3 months to start to feel at home.

GIVE THEM THAT CHANCE



WHO DOES WHAT...

PRESIDENT

Byron Holtzen

VICE PRESIDENT

Karen Schlipf

SECRETARY

Joan Mazat

TREASURER

Shawn Hacker

DIRECTOR OF TRAINING

Liz Hixon

BOARD OF DIRECTORS

Bob Melka 21

Carole Moen 21

Ed Gegenheimer 22

Open 22

Open 23

INSTRUCTORS

Penny Brcich

Cathy Haake

Liz Hixon

Chuck Holtzen

John Jackman

Joan Mazat

Bob Melka

Gail Meyers

Cheri Nicholas

Karen Schlipf

Sandi Stephenson

Susan Wooden

TRIAL CHAIRPERSON

Carole Moen & Pat Senne

AGILITY TRIAL

CHAIRPERSON

Bette McMillan

MATCH CHAIRPERSONS

Joan Mazat

Cheri Nicholas

RAFFLE CHAIRPERSON

Open Position

MATCH SECRETARY

Barb Clish

Mary Keeffe

TRIAL HOSPITALITY

Open Position

CHIEF TRIAL STEWARDS

Open Position

RING SET UP

Dean Nicholas

BARKS HEALTH CARE

Open Position

CLASS REGISTRAR

Chuck Holtzen

TABLE WORKERS

Barb Clish

Mary Keeffe

TRACKING COORDINATOR

Open Position

THERAPY DOG COORDINATOR

Kathy Bianchetti

PUBLICITY CHAIRPERSONS

Open Position

WEB ADMINISTRATORS

Chuck Holtzen

Liz Hixon

BARKS EDITOR

Cheri Nicholas

CLASS SCHEDULE

Novice Class Starts Jul 19

6:00 PM

Beginner I Classes Start July 12

5:45 & 6:45

BEGINNER 1 CLASS

Beginner II Classes Start July 12

5:50 & 6:30

BEGINNER 2 CLASS

OPEN CLASS

7:00 - 7:45

INDEPENDENT

Tuesday 6-8 P

RALLY RUN THRUS

Tuesday 6:30-8:30 P

CONFORMATION

suspended

RING RENTALS

Tuesday 6:30-8:30 P

Utility is now a teaching class.


Run thrus by request

Handlers may return to the ring on their own after everyone else is finished to work on problem areas as long as the building is open with other classes



Check the website GABOC.ORG

Happy Independence Day!



if i was
anything like
my dog

i'd greet everyone i know
with sheer **enthusiasm**

i'd consistently
react with joy
to a **smiling face**
or a **simple treat**

and i'd ride through **life**
with the window wide open

and **gleefully** welcome
the breezes of
experience in my face!

If you think dogs can't count,
try putting three dog biscuits
in your pocket and then give
him only two of them.

Author Phil Pastoret



Tips for teaching me NOT to come:



1. Call me to come and then lock me in a room by myself without anything fun to do with my time.
2. Call me to come when I am in the middle of playing in a pile of leaves or chasing a squirrel without any prior history of teaching me coming has HUGE, over the top value.
3. Call me to come and keep calling and calling and calling when I do not respond right away.
4. If I am delayed in getting to you when you call me, punish me for my decision to come at all.

WHEN THE MAN LEFT THE HOUSE,
THE DOG WAS ALONE FOR
FIFTEEN MINUTES!



MarkParisi@aol.com
©2017 Mark Parisi Dist by Andrews McMeel Synd.

offthemark.com

MARK
PARISI



*"One of the
Quickest ways to
get your dog not to trust you is to keep
over riding your dog telling you
he does not feel safe."*

- Suzanne Clothier

Keys to Supervising Dogs and Kids

There are an estimated 800,000 Americans seeking medical attention for **dog bites** each year, with over half of these injuries to children ages 5-9. **The problem is not lack of supervision.**


The problem is no one has taught parents what they should be watching for.

Intervene when any of these things are happening:


1. Tense canine body language




2. Inappropriate human behavior



3. Three really-easy-to-see stress signals in your dog



4. Avoidance behaviors



5. Growling






Robin Bennett
Helping Others Learn How to Keep Dogs Safe

www.robinkbennett.com



July 4th word search

J O X U Z T Y Q V G X F Z J B V L J E J
 K G Q X H D A J Q L T Q X S A W L P C U
 D U I G N I D N U O F R W R Q G X S J W
 Y F N M E J E Y I A P K K I P R X L T A
 T L I I U A C A T A T F E M V N Y J G S
 Y P C R T M N H C T K J I U A N J D Z G
 J B M O D E E R F I U L J T O B J M U U
 I N A K Y R D Q I Y T G I S I Q Z L Y W
 U F R R S I N S F X C O B N H Y E K A S
 W J F H H C E N T E N N I A L V V S D P
 D E L G N A P S R A T S K R O W E R I F
 P A B S T N E F L X T K F E T L K N L H
 L G T S O P D A L I B E R T Y A B X O I
 Q P Q P I C N I C M F T S E P O P N H I
 K U U R L T I A J C U S M V H W O P O L
 O C T Q H Q W V X H Q K Z I I R E A Q D
 J S M E H F H S I C Q U Z T Y F W P V Q
 V Q M G U Z D C U C S F N S P G Y J J N
 X N W I N U H R B W B M N E S B K J U E
 B M E X H R J K Z D N P S F I C R G Z Q



words to find

AMERICAN
 FATHERS
 FOUNDING
 HONOR
 NATIONAL ANTHEM
 STARS
 UNITED STATES

CENTENNIAL
 FESTIVE
 FREEDOM
 INDEPENDENCE DAY
 PATRIOTIC
 STRIPES
 VETERANS

CIVIC
 FIREWORKS
 HOLIDAY
 LIBERTY
 PICNIC
 STAR SPANGLED





CARING FOR YOUR DOG DURING WARM WEATHER



Dogs lose heat through panting, can only sweat through their paws, and are at high risk of getting heatstroke. Follow our top tips to keep your dog cool in the heat.

PROVIDE SHADE AND WATER

- Provide constant access to shaded areas inside and out.
- Ensure there is always cold, clean, fresh water available.



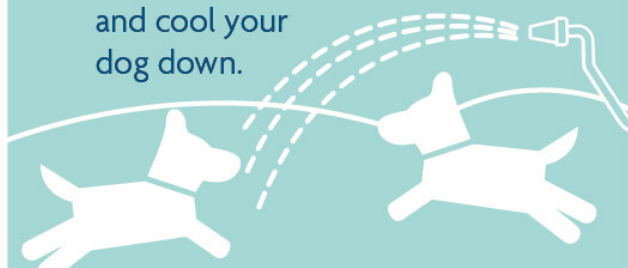
WALKIES

- Head out in the early morning or late evening when it's cooler.
- Don't run or cycle with your dog when it's hot.
- Avoid pavements. If the ground is too hot to touch with your hand for a few seconds, it's too hot for paws!



KEEPING COOL

- Prevent sunburn by using pet-safe sunscreen on ear tips and nose.
- Brush your dog regularly to keep their coat thin and free from matts or knots.
- Use frozen toys, paddling pools or water sprinklers to entertain and cool your dog down.



REMEMBER:

Dogs can die in hot environments.

See: [rspca.org.uk/dogsinhotcars](https://www.rspca.org.uk/dogsinhotcars)

Never leave pets in vehicles, caravans, conservatories or outbuildings in warm weather.



HEATSTROKE CAN KILL.

Know the signs of heatstroke and contact a vet immediately if you spot them: heavy panting, excessive drooling, lethargy, drowsiness, uncoordinated movements, a state of collapse and vomiting.

GABOC 2020 NEW TITLE HOLDERS



CH Haznow's Victoria's Secret CDX, BN
 "Secret"
 Handled / Trained / Owned by: Tom and Sandi Stephenson



MACH CH Goldberry Bullion Don't Stop
 Believing UD, MXG, MJS
 "Journey"
 Handled in Performance / Trained / Owned by:
 Peggy Covey
 Co-Owned by: Karin Boullion
 Photo Credit: Scott Persky



Sundown's Hidden Gem CD, MXP, MJPB, MJP2,
 NFP
 "Hidee"
 Handled / Trained by: Lee & Bob Melka
 Owned by: Lee & Bob Melka & Pat James

Photo Credit: Pawprint Pictures



PACH5 Goldbullion N Goldberrys The Natural
 UD, PAX6, MXPB2, MXPS2, MXPG2, MXPC,
MXP18, MXP19, MJPB2, MJPS2, MJPG2,
MJPC, MJP18, MJP19
 "Redford"

Handled / Trained / Owned by: Peggy Covey
 Co-Owned by: Karin Boullion

Bold Print & Underlined indicates Titles Earned in 2020.

GABOC 2020 NEW TITLE HOLDERS



RACH2 Riverside Rhyme and Reason CD, BN,
RM4, RAE4
"Kian"
Handled / Trained / Owned by: Cathy Haake



Goodwin Dealer's Choice **CGC**
"Chip"
Handled / Trained / Owned by: Bette McMillan



GCHB CH Glenwood's Sassy Sunshine Girl RN,
CGC, Achiever Dog, HIC, OFA H/E
"Elsa"
Expertly Handled by: Julia Foster
Owned & Trained by: Isabel Lopez



Shadrack's Surfing The Motion Of The Ocean
CGC, S.T.A.R. Puppy
"Swell"
Loved and Trained by: Cheri Nicholas

Photo Credit: Melia Photography

Bold Print & Underlined indicates Titles Earned in 2020.

GABOC 2020 NEW TITLE HOLDERS



Believe's Winning Ways CD, OA, OAJ, XF
"Winston"

Handled / Trained / Owned by: Betty Smith

Photo Credit: Tamara Fanter



Mondenkind's Majestic Phaze CD, RA, TKN,
S.T.A.R. Puppy
"Mars"

Loved / Owned by: Joan Mazat & John Henry Hacker
Handled by: Joan Mazat



Blackwood Princess of Claddagh UD, CGC, CS,
CI, CS-T
"Teagan"

Handled / Trained / Owned by: Liz Hixon



Jake
"A New Beginning"
CGC

Jake A New Beginning CGC
"Jake"

Owned / Trained / Loved by: Carole Moen &
Bill Rock

Bold Print & Underlined indicates Titles Earned in 2020.

GABOC 2020 NEW TITLE HOLDERS



Diva Vom Alten Flakturm

CD RI FDC ACT2 CGCA CGCU TKI TKN, NW1, RN, NTD, ITD, ACT1

Trained, Handled & Owned by Nancy DiMenza



Ebb Tide's Zorro the Legend Continues BN, CGC, TKN, TDI
"Zorro"

Owned by: Phyllis Wendell
Handled by: Karen Schlipf



Feuer Bombe Vom Landschaft
"Bubba"

CD BN RI NA NAJ SWN CGCA CGCU TKP NW3,
NW3-I, NW3-E, NW3-V, NW3-C, NW3 Elite

Trained, Handled & Owned by Nancy DiMenza